

Click here to set up your account


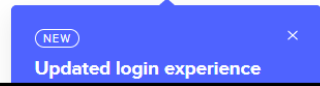
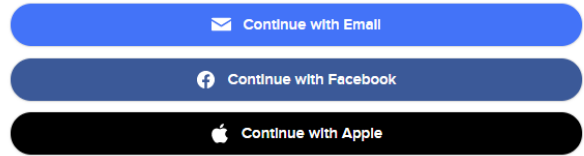
➔ [Doxa Online Giving Login](#)

(If you already have an account, see page 2 for how to make a gift)

1. Sign up using your e-mail or option of choice ➔

### Let's get started.

Choose an option to sign up or log in.



2. Fill in your name, email address and choose a password; click SIGN UP

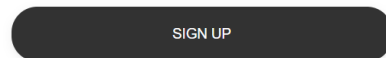
### Let's get you set up.

First Name  Last Name

Email address

Password

By clicking on Sign Up, you agree to [Subsplash's Terms of Use](#) and [Privacy Policy](#)



Already have an account?  
[Log In](#)



### We've sent you a link to confirm your email address.



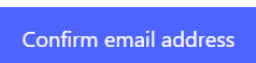
Check your email to continue



3. Go to your email and click on the link in your email to continue with a secure set up.

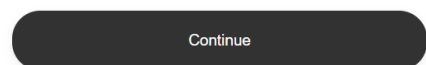
### Welcome!

You've created an account. Confirm your email address below and you'll be all set!



### Account Verification Successful

Your account is now active.





**To make a gift:**

- 1. Select frequency of gift  
Enter dollar amount  
Click on the date to apply a different date  
Click Next

- 2. Follow instructions to set up and link your Payment method. Note: when linking a bank account, your set up will not be complete until you verify a small amount deposited into your bank account. This could take a day or so (depending on weekend/holidays).

- 3. If using a credit card (or once your bank account is verified), continue to Confirm your gift

You can edit your account and see options here ↑

Note: Covering the processing fee is optional.  
Choose a fund to make a gift.

Memo (optional)  
Add a note to your gift. 280