

WEEK
TWO
JANUARY 2024

SMALL GROUP

2 YEAR
-OLDS

TODAY'S SUGGESTED SCHEDULE

BIBLE STORY

Jesus teaches that
God cares for us.

BIRDS AND FLOWERS
MATTHEW 6:25-34

MEMORY VERSE

"The people were amazed
at his teaching."

MATTHEW 7:28, NCV

KEY QUESTION

Who teaches you
important things?

BOTTOM LINE

Jesus teaches me
important things.

BASIC TRUTH

Jesus wants to be
my friend forever.

PRELUDE: Setting the tone for the experience

See the **Getting Ready** pages at the end of this document for a detailed description of what you'll need for today.

In the **Prelude** folder of your curriculum, you'll find a variety of other resources to help you prepare.

SMALL GROUP

15
MIN

SOCIAL: Providing time for fun interaction

Offer one or more of these activities as preschoolers arrive.

Flower Power
Birds and Feathers
Bag of Clues

LARGE GROUP

20
MIN

WORSHIP: Inviting people to respond to God

STORY: Communicating God's truth in engaging ways

"Important Things"
Bible Story
Prayer

SMALL GROUP

25
MIN

GROUPS: Creating a safe place to connect

Offer as many of these activities as your time, facilities, resources, and leadership allow.

Beautiful Verse
Flowers and Birds
Flower Movement
Fork Print Flowers

HOME: Prompting action beyond the experience

Going Home
Memory Verse Card
Parent Cue Card (*print or email*)
Parent Cue App



WEEK
TWO
JANUARY 2024

SMALL GROUP

2 YEAR
-OLDS

PRELUDE

SOCIAL

WORSHIP

STORY

GROUPS

HOME

PROVIDING TIME FOR FUN INTERACTION
15 MINUTES

MADE TO MOVE

an activity that uses a preschooler's
natural desire to move
to help them learn



1. FLOWER POWER

WHAT YOU NEED: *Optional: Watering can*

WHAT YOU DO:

BEFORE THE ACTIVITY: Gather with the children in an open area.

DURING THE ACTIVITY: Encourage children to use their bodies to pretend to grow like a flower: starting as a seed, growing into a stem, then growing leaves, until growing into a fully grown flower. Leader will walk around and pretend to water them and to be the sun to help them grow.

AFTER THE ACTIVITY: Introduce the Bible story by talking about how God loves and cares for the flowers.

WHAT YOU SAY:

BEFORE THE ACTIVITY: "Friends, I think it would be so fun to pretend to be a flower today. Everyone spread out and listen carefully."

DURING THE ACTIVITY: "Let's scrunch down and get really small. Curl your body up like a ball. (Pause.) Look! You are a seed. That's how a flower starts—small and in the dirt. A flower needs things like water and sun to grow, but a flower isn't worried. A flower needs sun. I am going to stand right here in the middle of all these sweet and tiny flower seeds and pretend to be the sun and shine on you. (Put your arms over your head in a big circle and rotate your body so you face all the children.) Now I am going to walk around and pretend to water you. (Pretend to water each child—with the watering can if you've chosen to use one.) Sweet little flower seeds, slowly start standing up. Now you are the flower stem—that is the flower's body. But we have more growing to do! Feel the sunshine! (Put your arms over your head in a big circle and rotate your body so you face all the children.) Here comes the water to help you grow. (Pretend to water each child.) Stretch out your arms. (Pause.) Wow, look at your long, beautiful leaves. What are our flowers missing? (Pause.) That's right! The beautiful, colorful bloom with the petals! Here comes the sun. (Put your arms over your head in a big circle and rotate your body so you face all the children.) And the water. (Pretend to water each child.) Hold your head up high and put on a big smile. (Pause.) Look at those beautiful blooms! You are the most beautiful flowers I have ever seen!"

AFTER THE ACTIVITY: "We had fun becoming flowers and growing. Today, we are going to hear a story about flowers and birds and how God takes care of them."

TRANSITION: Move to Worship and Story by asking the children to pretend to be flowers and stretch and wave their leaves in the wind as they walk.

BIBLE STORY

Jesus teaches that
God cares for us.

BIRDS AND FLOWERS
MATTHEW 6:25-34

MEMORY VERSE

"The people were amazed
at his teaching."

MATTHEW 7:28, NCV

KEY QUESTION

Who teaches you
important things?

BOTTOM LINE

Jesus teaches me
important things.

BASIC TRUTH

Jesus wants to be
my friend forever.



WEEK
TWO
JANUARY 2024

SMALL GROUP

2 YEAR
-OLDS

PRELUDE

SOCIAL

WORSHIP

STORY

GROUPS

HOME

PROVIDING TIME FOR FUN INTERACTION
15 MINUTES

MADE TO PLAY

an activity that encourages preschoolers to follow guidelines while having fun and learning new concepts



2. BIRDS AND FEATHERS

WHAT YOU NEED: "Birds and Feathers" Activity Page; cardstock; and red, orange, blue, green, and yellow feathers

WHAT YOU DO:

BEFORE THE ACTIVITY: Copy "Birds and Feathers" on cardstock, one set per small group. Place an Activity Page at each spot at the table. Place feathers in separate color piles

in the center of your table.

DURING THE ACTIVITY: Invite the children to help the birds find their missing feathers! Encourage the children to match the feathers to the outline color of the bird. Once all are matched, let children lift their papers to make the feathers float to the table. Repeat the activity.

AFTER THE ACTIVITY: Introduce that in today's Bible story, Jesus teaches that just as birds and flowers are important, you and I are too.

WHAT YOU SAY:

BEFORE THE ACTIVITY: "Friends, come sit down at the table. Look at all the pretty colors!"

DURING THE ACTIVITY: "What do you see on the table? (Pause.) Feathers! That's right! Lots of pretty colored feathers! What animal did God make that has feathers? (Pause.) Yes, birds! Look at all of these colorful birds on your paper. These birds are missing their feathers! (Pause.) Find the feathers that match the color of the birds on your paper. (Pause.) Look at your colorful birds! Great job, friends. Now that all of your birds have feathers, let's watch them fly. Pick up your paper and shake it. (Pause.) Watch the feathers fly and float! Put your papers on the table and let's do it again!" (Repeat as desired.)

AFTER THE ACTIVITY: "In our Bible story today, Jesus teaches us that birds and flowers are important, and you and I are too. Let's go hear what Jesus had to say!"

TRANSITION: Move to Worship and Story by pretending to fly like birds as you walk to your designated area.

BIBLE STORY

Jesus teaches that God cares for us.

BIRDS AND FLOWERS
MATTHEW 6:25-34

MEMORY VERSE

"The people were amazed at his teaching."

MATTHEW 7:28, NCV

KEY QUESTION

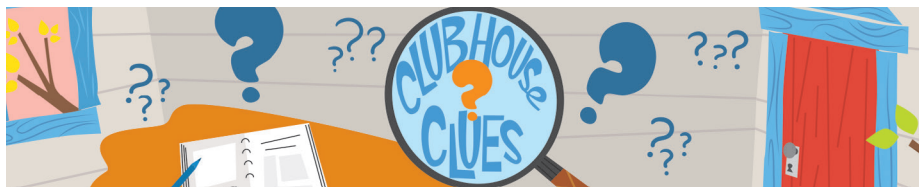
Who teaches you important things?

BOTTOM LINE

Jesus teaches me important things.

BASIC TRUTH

Jesus wants to be my friend forever.



WEEK
TWO
JANUARY 2024

SMALL GROUP

2 YEAR
-OLDS

PRELUDE

SOCIAL

WORSHIP

STORY

GROUPS

HOME

PROVIDING TIME FOR FUN INTERACTION
15 MINUTES

MADE TO EXPLORE

an activity that channels a preschooler's innate curiosity into a discussion of the week's crucial concepts



3. BAG OF CLUES

WHAT YOU NEED: Opaque bag, craft feathers in a variety of colors and sizes, and artificial flowers in a variety of colors and types

WHAT YOU DO:

BEFORE THE ACTIVITY: Place the feathers and flowers in the bag.

BIBLE STORY

Jesus teaches that God cares for us.

BIRDS AND FLOWERS
MATTHEW 6:25-34

DURING THE ACTIVITY: Invite children one at a time to place their hand in the bag and pick something out. Ask the child if it feels like a feather or a flower. Then, encourage the child to pull the item out and show it to everyone. Talk about what the item is and if it belongs to a bird and flies in the air, or if it's a flower and grows in the ground. Continue until every child has a turn. Repeat as desired.

AFTER THE ACTIVITY: Introduce that we'll hear about the colorful birds and flowers that God made in our Bible story today.

MEMORY VERSE

"The people were amazed at his teaching."

MATTHEW 7:28, NCV

WHAT YOU SAY:

BEFORE THE ACTIVITY: "Friends, come sit with me. We are going to use the clues in this bag to find out what our Bible story is about today."

DURING THE ACTIVITY: "[Child's name], place your hand in the bag and pick up one item. *(Pause.)* What does it feel like? Does it feel like it's a part of a bird that flies in the air, or does it feel like it has leaves and petals and grows in the ground? *(Pause.)* Pull your item out and show everyone. What did you find? *(Pause.)* God made [birds with feathers to fly in the air, flowers with leaves and petals that grow in the ground]. Let's have another friend reach in and see what their clue is. *(Continue until every child has a turn.)* Look at all these clues we found. What do you think our Bible story will be about today? *(Pause.)* Good job!"

AFTER THE ACTIVITY: "Today in our Bible story, we're going to hear how God takes care of the birds and the flowers, and how He takes care of you and me."

KEY QUESTION

Who teaches you important things?

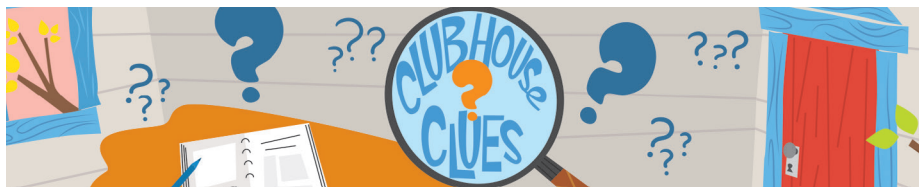
TRANSITION: Move to Worship and Story by pretending to fly like birds and bloom like flowers as you walk to your designated area.

BOTTOM LINE

Jesus teaches me important things.

BASIC TRUTH

Jesus wants to be my friend forever.



WEEK
TWO
JANUARY 2024

SMALL GROUP

2 YEAR
-OLDS

PRELUDE

SOCIAL

WORSHIP

STORY

GROUPS

HOME

CREATING A SAFE PLACE TO CONNECT
25 MINUTES

MADE TO CREATE

an activity that allows preschoolers to review the Bible story, bottom line, or memory verse by creating a craft to take home



1. BEAUTIFUL VERSE

[HEAR FROM GOD | MEMORY VERSE REVIEW]

WHAT YOU NEED: Butcher paper; heart, bird, and flower stamps; washable ink pads; and baby wipes

WHAT YOU DO:

BEFORE THE ACTIVITY: Cover table with butcher paper. Place stamps and ink pads on the table.

Say and do the motions to the Memory verse.

DURING THE ACTIVITY: Encourage children to stamp hearts, flowers, and birds on the paper as you say the verse together.

AFTER THE ACTIVITY: Say and do the motions one more time and review the Bottom Line.

WHAT YOU SAY:

BEFORE THE ACTIVITY: "Everyone come and stand with me. Let's say our Memory Verse together as we do the motions. 'The people (*spread arms out*) were amazed (*hold hands like binoculars open and shut*) at his teaching,' (*pull O-hands from head*) Matthew 7:28. (*Open hands like a book.*) Great job, friends!"

DURING THE ACTIVITY: "Okay, let's sit down at the table and add some pretty hearts, flowers, and birds to the paper as we say our Memory verse together. 'The people were amazed at his teaching,' Matthew 7:28. Good job, friends! Keep stamping and let's say our verse again. (*Repeat the verse.*) Wow, friends! You made our paper so beautiful with all the hearts, and flowers, and birds! Everyone did such a great job!"

AFTER THE ACTIVITY: "Stand up and do the motions as we say our Memory verse together one more time. 'The people (*spread arms out*) were amazed (*hold hands like binoculars open and shut*) at his teaching,' (*pull O-hands from head*) Matthew 7:28. (*Open hands like a book.*) **Who teaches you important things? Jesus teaches me important things!** One more time! **Who teaches you important things? Jesus teaches me important things!**"

BIBLE STORY

Jesus teaches that God cares for us.

BIRDS AND FLOWERS
MATTHEW 6:25-34

MEMORY VERSE

"The people were amazed at his teaching."

MATTHEW 7:28, NCV

KEY QUESTION

Who teaches you important things?

BOTTOM LINE

Jesus teaches me important things.

BASIC TRUTH

Jesus wants to be my friend forever.



WEEK
TWO
JANUARY 2024

SMALL GROUP

2 YEAR
-OLDS

PRELUDE

SOCIAL

WORSHIP

STORY

GROUPS

HOME

CREATING A SAFE PLACE TO CONNECT
25 MINUTES

MADE TO IMAGINE

an activity that lets preschoolers pretend, imagine, and role play to enhance their learning



2. FLOWERS AND BIRDS

[TALK ABOUT GOD | BIBLE STORY REVIEW]

WHAT YOU NEED: Several small watering cans; toy food items; an assortment of artificial flowers and toy birds; and a plastic bin

WHAT YOU DO:

BEFORE THE ACTIVITY: Place the flowers in the plastic bin to resemble a small flower garden. Place the birds and the flower bin in your activity area with the watering cans and food items nearby.

DURING THE ACTIVITY: Review the Bible story as you encourage the children to care for the flowers and birds by pretending to water the flowers with the watering cans and feed the birds with the toy food.

AFTER THE ACTIVITY: Ask each child to pick a flower or bird to hold and say the Bottom Line together.

WHAT YOU SAY:

BEFORE THE ACTIVITY: "Friends, come join me over here with these pretty flowers and cute little birds!"

DURING THE ACTIVITY: "We have watering cans and food right here. Will you help me water the flowers and feed the birds? (Pause.) You are doing a great job watering the flowers and feeding the birds! In our Bible story today, Jesus taught His friends, the disciples, that the birds don't have to worry about what food they are going to eat, and the flowers don't have to worry about what they are going to wear because God cares for the flowers and cares for the birds. That means we don't need to worry either, because God cares even more for you and me!"

AFTER THE ACTIVITY: "Okay, everyone! Pick up a flower or bird and hold it. (Pause.) In our story today, Jesus taught us that God cares for flowers, and God cares for birds. And if God cares for flowers and birds, God cares even more for YOU! That's important! I'm so glad Jesus teaches us important things! **Who teaches you important things? Jesus teaches me important things!**"

BIBLE STORY

Jesus teaches that God cares for us.

BIRDS AND FLOWERS
MATTHEW 6:25-34

MEMORY VERSE

"The people were amazed at his teaching."

MATTHEW 7:28, NCV

KEY QUESTION

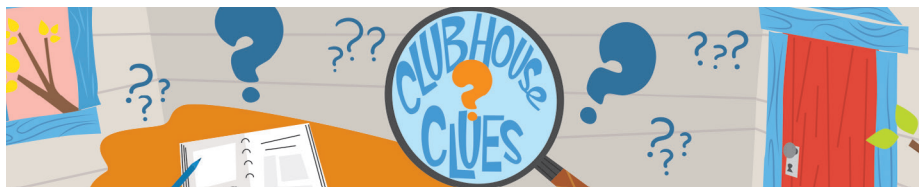
Who teaches you important things?

BOTTOM LINE

Jesus teaches me important things.

BASIC TRUTH

Jesus wants to be my friend forever.



WEEK
TWO
JANUARY 2024

SMALL GROUP

2 YEAR
-OLDS

PRELUDE

SOCIAL

WORSHIP

STORY

GROUPS

HOME

CREATING A SAFE PLACE TO CONNECT
25 MINUTES

MADE TO MOVE

an activity that uses a preschooler's
natural desire to move
to help them learn



3. FLOWER MOVEMENT

[LIVE FOR GOD | APPLICATION ACTIVITY]

WHAT YOU NEED: "Flower Movement" Activity Page,
variety of colored cardstock, green craft sticks, hot glue gun,
scissors, and small flowerpot. Optional: craft sticks in place
of the green craft sticks and a cup in place of the flowerpot

*NOTE: Use the hot glue gun before children arrive and store
it in another room, out of reach.*

BIBLE STORY

Jesus teaches that
God cares for us.

BIRDS AND FLOWERS
MATTHEW 6:25-34

WHAT YOU DO:

BEFORE THE ACTIVITY: Copy "Flower Movement" on colored cardstock and
cut, one set per Small Group. Hot glue each flower to the top of a craft stick and
place in the flowerpot.

DURING THE ACTIVITY: Ask one child to come and pick a flower. Leader
reads the movement on the flower. Encourage the child who picked the flower to
lead the children in doing that movement. Continue with each child and repeat as
desired.

AFTER THE ACTIVITY: Review the Bible Story.

WHAT YOU SAY:

BEFORE THE ACTIVITY: "Friends, come join me over here and let's stand in a
circle. I have a pot of flowers for you to pick for our next activity."

DURING THE ACTIVITY: "[Child's name], come pick a flower. (Pause.) What
a pretty flower! Your flower says to [movement]! Will you lead our friends in
[movement]? (Pause.) Great job, go back and join the circle. [Child's name], come
pick a flower. (Continue with each child.) Wow! That was so much fun picking
flowers and doing the different movements!"

AFTER THE ACTIVITY: "Today we heard about flowers in our story, didn't we?
Jesus taught His disciples that God takes care of the flowers and God takes care
of the birds. Jesus told this story to teach us something very important. God loves
us more than flowers and birds. And if God takes care of flowers and birds, that
means that God will take care of us too! Jesus teaches us that we don't have to
worry. God will take care of us. I'm so glad Jesus teaches us important things.

**Who teaches you important things? Jesus teaches me important
things."**

MEMORY VERSE

"The people were amazed
at his teaching."

MATTHEW 7:28, NCV

KEY QUESTION

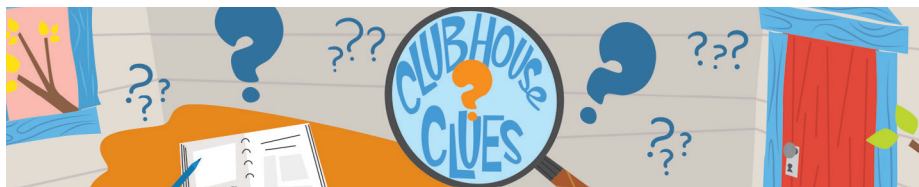
Who teaches you
important things?

BOTTOM LINE

Jesus teaches me
important things.

BASIC TRUTH

Jesus wants to be
my friend forever.



WEEK
TWO
JANUARY 2024

SMALL GROUP

2 YEAR
-OLDS

PRELUDE

SOCIAL

WORSHIP

STORY

GROUPS

HOME

CREATING A SAFE PLACE TO CONNECT
25 MINUTES

MADE TO CREATE

an activity that allows preschoolers to review the Bible story, bottom line, or memory verse by creating a craft to take home



4. FORK PRINT FLOWERS

[LIVE FOR GOD | APPLICATION ACTIVITY]

WHAT YOU NEED: "Fork Print Flowers" Activity Page, cardstock, washable paint in a variety of bright colors, plastic forks, paper plates, plastic tablecloth, baby wipes, and a permanent marker. Optional: Use plastic spoons in place of forks.

BIBLE STORY

Jesus teaches that God cares for us.

BIRDS AND FLOWERS MATTHEW 6:25-34

MEMORY VERSE

"The people were amazed at his teaching."

MATTHEW 7:28, NCV

KEY QUESTION

Who teaches you important things?

BOTTOM LINE

Jesus teaches me important things.

BASIC TRUTH

Jesus wants to be my friend forever.

WHAT YOU DO:

BEFORE THE ACTIVITY: Copy "Fork Print Flowers" on cardstock, one per child. Write each child's name on their paper. Pour a little of each color paint on each plate.

DURING THE ACTIVITY: Ask children to dip the backside of their fork in the paint, then press it on their paper at the top of the flower stems. Repeat with as many flowers and colors as desired.

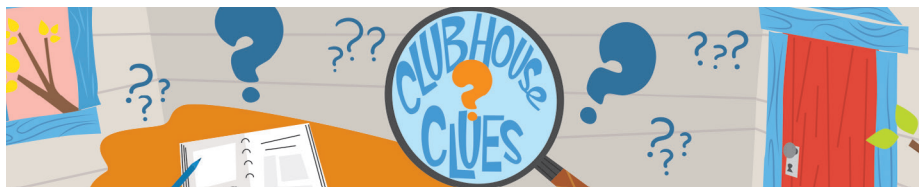
AFTER THE ACTIVITY: Review the Bible Story.

WHAT YOU SAY:

BEFORE THE ACTIVITY: "Friends, come sit at the table with me. Let's paint some beautiful flowers!"

DURING THE ACTIVITY: "Today we are going to paint with forks! (*Hold up a fork.*) Dip the backside of your fork in the paint and then press it on your paper at the top of the flower stems. You can use all the same color or change it as you like. (*Pause.*) Look at all the beautiful flowers on your paper! (*Optional: use the fork to make grass prints if time and interest allows.*) These are amazing! Let's clean your hands and put these aside to dry."

AFTER THE ACTIVITY: "In today's Bible Story, we heard an important lesson Jesus taught His friends, the disciples. Jesus taught the disciples that the birds don't worry where their food will come from because God made the trees and bushes that give them food. Jesus taught that the flowers don't have to worry about what to put on to look beautiful because God already made flowers beautiful. Jesus teaches us that we don't need to worry about what we're going to eat or drink. Just like God takes care of the birds and gives them food to eat, God will take care of us. We don't need to worry about the clothes we're going to wear. Just like God takes care of the flowers and gives them beautiful colors to wear, God will take care of us. Jesus teaches us that we don't have to worry. God will take care of us. I'm so glad Jesus teaches us important things. **Who teaches you important things? Jesus teaches me important things.**"



WEEK
TWO
JANUARY 2024

SMALL GROUP

2 YEAR
-OLDS

PRELUDE

SOCIAL

WORSHIP

STORY

GROUPS

HOME

GETTING READY

HERE'S EVERYTHING YOU NEED TO KNOW TO GET READY FOR THIS WEEK

SOCIAL: PROVIDING TIME FOR FUN INTERACTION (15 MINUTES)

Activities that encourage preschoolers to enter the classroom and begin engaging with peers and Small Group Leaders by providing age-appropriate and hands-on fun while introducing new concepts they will hear in the day's Bible story.

Prepare to offer one or more of the following activities as preschoolers arrive. Let one or two teachers lead activities in different areas of the room while another teacher greets parents and children at the door.

1. FLOWER POWER

Made to Move: An activity that uses a preschooler's natural desire to move to help them learn

WHAT YOU NEED:

- Optional: Watering can

2. BIRDS AND FEATHERS

Made to Play: An activity that encourages preschoolers to follow guidelines while having fun and learning new concepts

WHAT YOU NEED:

- "Birds and Feathers" Activity Page
- Cardstock
- Red, orange, blue, green, and yellow feathers

WHAT YOU DO:

- Copy "Birds and Feathers" Activity Page on cardstock, six per small group.
- Place a "Birds and Feathers" Activity Page at each spot at the table.
- Set the feathers, stacked by color, in the center of the table so that every child can reach them.

3. BAG OF CLUES

Made to Explore: An activity that channels a preschooler's innate curiosity into a discussion of the week's crucial concepts

WHAT YOU NEED:

- Opaque bag
- Craft feathers in a variety of colors and sizes
- Artificial flowers in a variety of colors and types

WHAT YOU DO:

- Place the feathers and flowers in the bag.

GROUPS: CREATING A SAFE PLACE TO CONNECT (25 MINUTES)

Create a safe place to connect through activities written to reach every learning style while reinforcing the Bottom Line introduced during the Bible Story and applying it to real-life experiences. In addition, these activities provide preschoolers with an opportunity to build relationships with their Small Group Leader.

Offer as many of the following activities as your time, facilities, resources, and leadership allow. You may want to lead one activity at a time. Or, offer two activities at once and allow half the children to participate in each. Then switch groups and repeat the activities.

1. BEAUTIFUL VERSE

[HEAR FROM GOD | MEMORY VERSE REVIEW]

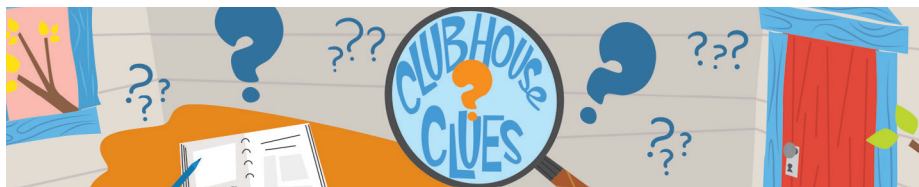
Made to Create: An activity that allows preschoolers to review the Bible story, bottom line, or memory verse by creating a craft

WHAT YOU NEED:

- Butcher paper
- Heart, bird, and flower stamps
- Washable ink pads
- Baby wipes

WHAT YOU DO:

- Cover table with butcher paper.
- Place stamps and ink pads on the table.



WEEK
TWO
JANUARY 2024

SMALL GROUP

2 YEAR
-OLDS

PRELUDE

SOCIAL

WORSHIP

STORY

GROUPS

HOME

GETTING READY

HERE'S EVERYTHING YOU NEED TO KNOW TO GET READY FOR THIS WEEK

2. FLOWERS AND BIRDS

[TALK ABOUT GOD | BIBLE STORY REVIEW]

Made to Imagine: An activity that lets preschoolers pretend, imagine, and role play to enhance their learning

WHAT YOU NEED:

- Several small watering cans
- Toy food items
- Assortment of artificial flowers
- Assortment of toy birds
- Plastic bin

WHAT YOU DO:

- Place the flowers in the plastic bin to resemble a small flower garden.
- Place the birds and the flower bin in your activity area with the watering cans and food items nearby.

3. FLOWER MOVEMENT

[LIVE FOR GOD | APPLICATION ACTIVITY]

Made to Move: An activity that uses a preschooler's natural desire to move to help them learn

WHAT YOU NEED:

- "Flower Movement" Activity Page
- Colored cardstock, several colors
- Green craft sticks
- Hot glue gun
- Scissors
- Small flowerpot
- Option: Use craft sticks in place of the green craft sticks, and a cup in place of the flowerpot.

WHAT YOU DO:

- Copy "Flower Movement" on colored cardstock and cut, one set per small group.
- Hot glue each flower to the top of a craft stick and place in the flowerpot.

4. FORK PRINT FLOWERS

[LIVE FOR GOD | APPLICATION ACTIVITY]

Made to Create: An activity that allows preschoolers to review the Bible story, bottom line, or memory verse by creating a craft

WHAT YOU NEED:

- "Fork Print Flowers" Activity Page
- Cardstock
- Washable paint in a variety of bright colors
- Plastic forks
- Paper plates
- Plastic tablecloth
- Baby wipes
- Permanent marker
- Option: Use plastic spoons in place of forks.

WHAT YOU DO:

- Copy "Fork Print Flowers" on cardstock, one per child.
- Write each child's name on their paper.
- Pour a little of each color paint on each plate.

HOME: PROMPTING ACTION BEYOND THE EXPERIENCE

- Make copies on cardstock or email this week's Parent Cue card.
- Copy the Memory Verse card to hand out or make available to parents.
- Copy "Going Home" and hang it on the door where Small Group Leaders can reference and remind parents of the Bottom Line and Memory Verse as parents pick up their children.
- Tell parents about our additional family resource, the **Parent Cue app**.

FIRST LOOK PINTEREST PAGE

- Visit our Pinterest page to see craft samples and suggested supplies. bit.ly/FL_ClubhouseClues