



WEEK
THREE
JANUARY 2024

SMALL GROUP

2 YEAR
-OLDS

TODAY'S SUGGESTED SCHEDULE

BIBLE STORY

Jesus teaches us that
we can share.

BIGGER BARNs

ACTS 2:45; LUKE 12:16-23

MEMORY VERSE

"The people were amazed
at his teaching."

MATTHEW 7:28, NCV

KEY QUESTION

Who teaches you
important things?

BOTTOM LINE

Jesus teaches me
important things.

BASIC TRUTH

Jesus wants to be
my friend forever.

PRELUDE: Setting the tone for the experience

See the **Getting Ready** pages at the end of this document for a detailed description of what you'll need for today.


In the **Prelude** folder of your curriculum, you'll find a variety of other resources to help you prepare.

SMALL GROUP

15
MIN

SOCIAL: Providing time for fun interaction

Offer one or more of these activities as preschoolers arrive.

Fill the Barn
Big and Little Matching
Scoop the Grain 

LARGE GROUP

20
MIN

WORSHIP: Inviting people to respond to God

STORY: Communicating God's truth in engaging ways

"Important Things"
Bible Story
Prayer

SMALL GROUP

25
MIN

GROUPS: Creating a safe place to connect

Offer as many of these activities as your time, facilities, resources, and leadership allow.

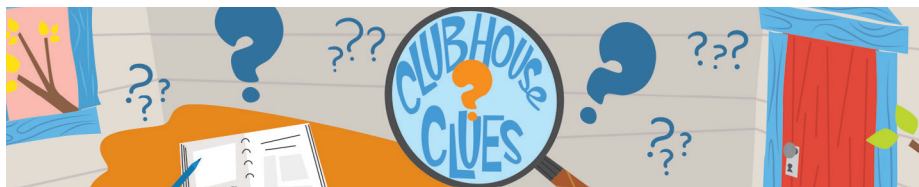
Amazed
Store or Share?
More in the Basket
Headband of Clues

HOME: Prompting action beyond the experience

Going Home
Memory Verse Card
Parent Cue Card (print or email)
Parent Cue App



This symbol indicates an activity with potential allergens. Be sure to post allergy alert sign and inform parents at drop-off.



WEEK
THREE
JANUARY 2024

SMALL GROUP

2 YEAR
-OLDS

PRELUDE

SOCIAL

WORSHIP

STORY

GROUPS

HOME

PROVIDING TIME FOR FUN INTERACTION
15 MINUTES

MADE TO MOVE

an activity that uses a preschooler's
natural desire to move
to help them learn



1. FILL THE BARN

WHAT YOU NEED: "Fill the Barn" Activity Page, copy paper, tape, medium-sized box with opening at top, yellow pom-poms, and small paper lunch bags

WHAT YOU DO:

BEFORE THE ACTIVITY: Copy "Fill the Barn" on copy paper, one per Small Group. Tape the picture to one side of

the box. Place the box in the center of the activity area. Scatter pom-poms all over the floor around the barn and activity area.

DURING THE ACTIVITY: Give each child a bag and encourage them to fill their bags with pom-poms. When the leader says, "Fill the barn," encourage the children to go to the barn and dump the pom-poms from their bag into the barn/box. Repeat as desired.

AFTER THE ACTIVITY: Introduce the Bible Story.

WHAT YOU SAY:

BEFORE THE ACTIVITY: "Friends, come stand over here with me. Do you know what this is a picture of? *(Pause.)* This is a barn. Let's play a game where we fill it up!"

DURING THE ACTIVITY: "Let's pretend these pom-poms are food to fill the barn with. I have a bag for each of you to collect the food in. *(Pass out the bags.)* Ready, set, collect the food! *(Pause.)* When you hear me say, 'Fill the barn,' I want everyone to stop and empty your bag of pom-poms into the barn. Fill the barn! *(Pause.)* Awesome! *(Scatter more pom-poms if needed.)* I still see more food to collect! Go friends, go! *(Repeat as desired.)* Our barn is FULL of food. There is so much of it!"

AFTER THE ACTIVITY: "Today, we'll hear a story that Jesus told about a farmer who had a lot of food and what he did with all of it. Jesus teaches us what to do when we have a lot of something!"

TRANSITION: Move to Worship and Story by pretending to pick up food as you walk to the story area.

BIBLE STORY

Jesus teaches us that
we can share.

BIGGER BARN

ACTS 2:45; LUKE 12:16-23

MEMORY VERSE

"The people were amazed
at his teaching."

MATTHEW 7:28, NCV

KEY QUESTION

Who teaches you
important things?

BOTTOM LINE

Jesus teaches me
important things.

BASIC TRUTH

Jesus wants to be
my friend forever.



WEEK
THREE
JANUARY 2024

SMALL GROUP

2 YEAR
-OLDS

PRELUDE

SOCIAL

WORSHIP

STORY

GROUPS

HOME

PROVIDING TIME FOR FUN INTERACTION
15 MINUTES

MADE TO PLAY

an activity that encourages preschoolers to follow guidelines while having fun and learning new concepts



2. BIG AND LITTLE MATCHING

WHAT YOU NEED: "Big and Little Matching" Activity Page, cardstock, and scissors

WHAT YOU DO:

BEFORE THE ACTIVITY: Copy "Big and Little Matching" on cardstock and cut, one set per Small Group.

BIBLE STORY

Jesus teaches us that we can share.

BIGGER BARN

ACTS 2:45; LUKE 12:16-23

DURING THE ACTIVITY: Shuffle the cards and lay them out face up on the table, placing all the "big" images on one side of the table and the "little" images on the other. Encourage children to find the matches by picking up one "big" image to identify it together, and then calling on a child to find its "little" match. Continue until all matches have been made. If time allows, separate the images and play again.

AFTER THE ACTIVITY: Introduce that today we'll hear a story Jesus told to teach us to share what we have.

MEMORY VERSE

"The people were amazed at his teaching."

MATTHEW 7:28, NCV

WHAT YOU SAY:

BEFORE THE ACTIVITY: "Friends, come join me at the table. I have a matching game for us to play today!"

DURING THE ACTIVITY: "Look at all these pictures on the table. (*Point to the big images.*) What do you see? I see a crayon. (*Pick up the crayon image.*) This is big crayon! [Child's name], can you find a little crayon from this side that matches the big one? (*Pause.*) Hooray! You found it! Let's try another one. (*Continue until all the matches are made.*) Great job, friends. You found all the matches!"

AFTER THE ACTIVITY: "Today, we're going to hear a story Jesus told about a farmer who had more food than would fit in his barns. Jesus told this story to teach us that we should share what we have."

KEY QUESTION

Who teaches you important things?

TRANSITION: Move to Worship and Story by pretending to be a farmer. Invite the children to dig some holes, plant seeds, rake the dirt to cover the seeds, water the crops, drive the tractor, etc.

BOTTOM LINE

Jesus teaches me important things.

BASIC TRUTH

Jesus wants to be my friend forever.



WEEK
THREE
JANUARY 2024

SMALL GROUP

2 YEAR
-OLDS

PRELUDE

SOCIAL

WORSHIP

STORY

GROUPS

HOME

PROVIDING TIME FOR FUN INTERACTION
15 MINUTES

MADE TO EXPLORE

an activity that channels a preschooler's innate curiosity into a discussion of the week's crucial concepts



3. SCOOP THE GRAIN*

WHAT YOU NEED: "Allergy Alert Poster"; table; cardstock; toy barn; oatmeal; oatmeal canisters or tall containers with a wide mouth; large, shallow container; plastic tablecloth; and plastic spoons. Option: Use the Barn box from "Fill the Barn" if you do not have a toy barn.

**Be sure to list the items you will be using today on the "Allergy Alert Poster" (in the Prelude folder) and post it at the door to your room.*

BIBLE STORY

Jesus teaches us that we can share.

BIGGER BARNs
ACTS 2:45; LUKE 12:16-23

WHAT YOU DO:

BEFORE THE ACTIVITY: Copy "Allergy Alert Poster" on cardstock, list oatmeal, and post at the door. Cover the table. Place the barn on one side of the container. Pour oatmeal into the container and place one of the empty oatmeal containers next to the barn. Option: If using the Barn box from "Fill the Barn," place it next to the container at one end with an oatmeal container in the large container. Place the spoons at the table.

DURING THE ACTIVITY: Ask children to scoop and pour the oatmeal into the canister to fill the barn. Introduce the second oatmeal container and encourage children to share the food with the other container. Pour out and repeat if desired.

AFTER THE ACTIVITY: Introduce the Bible Story.

MEMORY VERSE

"The people were amazed at his teaching."

MATTHEW 7:28, NCV

WHAT YOU SAY:

BEFORE THE ACTIVITY: "Friends, come join me around the table. Today we're going to hear a story about a farmer who had a lot of food that he stored up in his barns."

DURING THE ACTIVITY: "Will you help me scoop the oatmeal and pour it into the barn? (Point to the empty oatmeal container.) There are spoons you can use to scoop and pour. (Pause.) You are doing a great job! Look in the barn. It was empty, now you are filling it up more and more! Keep going! (Pause.) Look, I have this other barn, but it's empty. Will you share the oatmeal with this barn? (Pause.) What sweet friends! Thank you for sharing!"

AFTER THE ACTIVITY: "Today in our Bible Story, we're going to hear Jesus teach us how He wants us to share with others."

KEY QUESTION

Who teaches you important things?

BOTTOM LINE

Jesus teaches me important things.

BASIC TRUTH

Jesus wants to be my friend forever.

TRANSITION: Move to Worship and Story by pretending to scoop and pour as you walk to your designated area.



WEEK
THREE
JANUARY 2024

SMALL GROUP

2 YEAR
-OLDS

PRELUDE

SOCIAL

WORSHIP

STORY

GROUPS

HOME

CREATING A SAFE PLACE TO CONNECT
25 MINUTES

MADE TO MOVE

an activity that uses a preschooler's
natural desire to move
to help them learn



1. AMAZED

[HEAR FROM GOD | MEMORY VERSE REVIEW]

WHAT YOU NEED: No supplies needed

WHAT YOU DO:

BEFORE THE ACTIVITY: Sit in a circle on the floor with the children. Say the Memory verse as you do the motions with the children.

DURING THE ACTIVITY: Ask children to show you their happy face, their sad face, and then their amazed face. Say the Memory verse together. Repeat as desired.

AFTER THE ACTIVITY: Review the Bottom Line.

WHAT YOU SAY:

BEFORE THE ACTIVITY: "Friends, come sit in a circle with me. Our Bible Story today was amazing! Jesus teaches us so many important things! Let's say our Memory verse and do the motions together. 'The people (*spread arms out*) were amazed (*hold hands like binoculars, open and shut*) at his teaching,' (*pull O-hands from head*) Matthew 7:28. (*Open hands like a book.*) Great job!"

DURING THE ACTIVITY: "I love seeing all of your sweet faces that God made! Can you show me your happy face? (*Pause.*) You have beautiful smiles! What does your sad face look like? Can you show me your sad face? (*Pause.*) You look so sad! Okay, now let's see your amazed faces! (*Make an amazed face for children to copy.*) Wow! You have the best amazed faces! Let's say our Memory verse together! 'The people were amazed at his teaching,' Matthew 7:28. Great job!"

AFTER THE ACTIVITY: "Our Memory verse tells us that Jesus teaches us important things. That is amazing! All we need to do is listen to Him and we can learn what God wants us to do. **Who teaches you important things? Jesus teaches me important things!"**

BIBLE STORY

Jesus teaches us that
we can share.

BIGGER BARNs

ACTS 2:45; LUKE 12:16-23

MEMORY VERSE

"The people were amazed
at his teaching."

MATTHEW 7:28, NCV

KEY QUESTION

Who teaches you
important things?

BOTTOM LINE

Jesus teaches me
important things.

BASIC TRUTH

Jesus wants to be
my friend forever.



WEEK
THREE
JANUARY 2024

SMALL GROUP

2 YEAR
-OLDS

PRELUDE

SOCIAL

WORSHIP

STORY

GROUPS

HOME

CREATING A SAFE PLACE TO CONNECT
25 MINUTES

MADE TO MOVE

an activity that uses a preschooler's
natural desire to move
to help them learn



2. STORE OR SHARE?

[TALK ABOUT GOD | BIBLE STORY REVIEW]

WHAT YOU NEED: Two or more toy barns, painter's tape, carpet circle/square, toy food items, basket, and little toy people or plush animals. Option 1: Two or more boxes or containers in place of the toy barns. Option 2: Omit the carpet circle/square.

BIBLE STORY

Jesus teaches us that
we can share.

BIGGER BARNs

ACTS 2:45; LUKE 12:16-23

WHAT YOU DO:

BEFORE THE ACTIVITY: Place the carpet circle/square at your starting place. Make a tape path going up from the middle of the carpet circle/square and then split it into two tape paths—one to the left and one to the right. Put the barns at the end of one tape path and the toy people/animals at the end of the other tape path. Put the toy food items in a basket and place it by the carpet circle/square.

DURING THE ACTIVITY: Take turns giving each child a piece of toy food. Tell them to follow the tape path. When they get to where it splits into two paths, ask: "Did Jesus teach us to store up in barns (*point to barns*) or share with friends (*point to toy friends*)?" Encourage the children to take their toy food, place it in front of the toy friends, and return to the carpet circle/square. Gather the food and play again. Repeat as long as time and interest allow.

AFTER THE ACTIVITY: Give each child a toy friend to hold and repeat the Bottom Line together.

MEMORY VERSE

"The people were amazed
at his teaching."

MATTHEW 7:28, NCV

WHAT YOU SAY:

BEFORE THE ACTIVITY: "Come stand with me on this carpet circle/square. There's a lot of food in this basket. Will you help me decide where to put it?"

DURING THE ACTIVITY: "Let's take turns delivering the food. [Child's name], take this food (*hand child one piece of food*) and follow the line. (*Pause.*) The line goes two different directions. Will you choose to follow this line (*point*) to the barns, or this line (*point*) to the toy people/animals? Did Jesus teach us to store up in barns (*point to barns*) or to share (*point to toy friends*)? Yes, Jesus teaches us to share. So, follow this line to the people/animals, and put the food in front of them. (*Pause.*) Now come back to the carpet and everyone cheer for [child's name]! (*He/she*) is sharing! (*Continue with each child.*) I love watching you share with others!"

AFTER THE ACTIVITY: "Jesus told a story about a farmer who stored up food in barns instead of sharing with friends. Jesus told that story to teach us to share, because sharing is very important. We should always listen to Jesus because Jesus teaches us important things! **Who teaches you important things? Jesus teaches me important things!**"

KEY QUESTION

Who teaches you
important things?

BOTTOM LINE

Jesus teaches me
important things.

BASIC TRUTH

Jesus wants to be
my friend forever.



WEEK
THREE
JANUARY 2024

SMALL GROUP

2 YEAR
-OLDS

PRELUDE

SOCIAL

WORSHIP

STORY

GROUPS

HOME

CREATING A SAFE PLACE TO CONNECT
25 MINUTES

MADE TO MOVE

an activity that uses a preschooler's
natural desire to move
to help them learn



3. MORE IN THE BASKET

[LIVE FOR GOD | APPLICATION ACTIVITY]

WHAT YOU NEED: Laundry basket, thin rope or twine,
large pom-poms, and painter's tape. Option: Ball pit balls in
place of pom-poms

WHAT YOU DO:

BEFORE THE ACTIVITY: Make two straight tape lines on
the floor about five feet long and three feet apart. Attach one end of the rope/
twine around one side of the basket and set on the floor in between the tape
lines. Scatter pom-poms around the two tape lines.

Ask children to come sit or stand on the tape lines. Make sure to have children on
both sides.

DURING THE ACTIVITY: Leader will slowly pull the rope moving the basket
down the aisle between the tape lines while children try to toss their pom-poms
into the basket. When leader gets to the end of the aisle, turn around and go
back down, encouraging children to try to toss the pom-poms in the basket.
Repeat as desired.

AFTER THE ACTIVITY: Review the Bible Story.

WHAT YOU SAY:

BEFORE THE ACTIVITY: "Friends, come join me over here and sit/stand on
one of these tape lines. We are going to play a game and you need to stay on the
lines unless I say you can move."

DURING THE ACTIVITY: "I'm going to pull this basket and I want you to try to
throw the pom-poms into the basket. Remember to stay on the line. I'll go down
and come back. Are you ready? Great! Let's go! (Leader starts pulling the basket
slowly down the aisle.) Toss the pom-poms! Toss more! And more! Let's see how
many we can get into the basket. Awesome! Okay, I'm at the end, so I need to
turn around. This time, I'm going to stop right in front of you and you can toss in
all of your pom-poms. Get them ready, here I come! (Repeat as desired.) That was
so fun, and it reminded me of what Jesus taught us in today's Bible Story!"

AFTER THE ACTIVITY: "Today we heard about the farmer who had a lot
of food. Instead of sharing and helping a lot of people, he kept all that food
for himself. Jesus told this story to teach us that it's important to share what
we have. You shared the pom-poms with me when you tossed them into the
basket! Jesus taught us that God wants us to share. I'm so glad Jesus teaches us
important things. **Who teaches you important things? Jesus teaches me
important things."**

BIBLE STORY

Jesus teaches us that
we can share.

BIGGER BARNs

ACTS 2:45; LUKE 12:16-23

MEMORY VERSE

"The people were amazed
at his teaching."

MATTHEW 7:28, NCV

KEY QUESTION

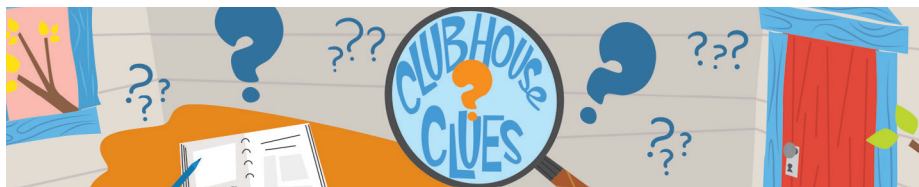
Who teaches you
important things?

BOTTOM LINE

Jesus teaches me
important things.

BASIC TRUTH

Jesus wants to be
my friend forever.



WEEK
THREE
JANUARY 2024

SMALL GROUP

2 YEAR
-OLDS

PRELUDE

SOCIAL

WORSHIP

STORY

GROUPS

HOME

CREATING A SAFE PLACE TO CONNECT
25 MINUTES

MADE TO CREATE

an activity that allows preschoolers to review the Bible story, bottom line, or memory verse by creating a craft to take home



4. HEADBAND OF CLUES

[LIVE FOR GOD | APPLICATION ACTIVITY]

WHAT YOU NEED: "Headband of Clues," and "Ways to Share Stickers" Activity Pages, cardstock, Avery® Labels #5294 or equivalent, heart stickers, bulletin board border or sentence strips, glue sticks, stapler, scissors, and a permanent marker

BIBLE STORY

Jesus teaches us that we can share.

WHAT YOU DO:

BEFORE THE ACTIVITY: Copy "Headband of Clues" on cardstock and cut, one per child. Copy "Ways to Share Stickers" on label paper, one set of four stickers per child.

BIGGER BARNs

ACTS 2:45; LUKE 12:16-23

DURING THE ACTIVITY: Measure strip around child's head and cut to size if needed. Encourage children to glue their magnifying glass to their paper strip and add the stickers to the strip. Leader writes each child's name on their headband and staples the ends of each child's headband together with the back of the staple facing out. Place a heart sticker over the staple. Ask children to wear their headbands as you review the story.

MEMORY VERSE

"The people were amazed at his teaching."

AFTER THE ACTIVITY: Review the Bible Story.

MATTHEW 7:28, NCV

WHAT YOU SAY:

BEFORE THE ACTIVITY: "Friends, come join me at the table. Jesus taught us another important lesson in our Bible Story today! Do you remember what Jesus taught us to do? (Pause.) Jesus taught us that God wants us to share!"

KEY QUESTION

Who teaches you important things?

DURING THE ACTIVITY: "Today we're going to make a headband with pictures of ways we can share! Before we get started, I need to measure this around your head. (Measure a strip around each child's head.) Great! Now find the magnifying glass. Wow! These words on your magnifying glass say: **Jesus teaches me important things.** You have stickers that show different ways you can share. Add those to your paper strip. (Pause.) Super-duper! Now it's time for me to staple the ends together to turn your paper strip into a headband! (Pause.) Add a heart sticker over the staple, and your headband is ready to be on your head!"

BOTTOM LINE

Jesus teaches me important things.

AFTER THE ACTIVITY: "In today's Bible Story, Jesus told us about a farmer who grew a lot of food. He had so much food that it filled up his barns, but there was still more food! So instead of sharing what he had, he built bigger barns and kept all the food for himself! The farmer could have shared and helped a lot of people with all that food! Jesus told this story to teach us that it is important to share what we have. We can share a toy, or a snack, or a turn on the swing. We can share everything! The very important thing that Jesus teaches us with this story, is that God wants us to share. I'm so glad Jesus teaches us important things. **Who teaches you important things? Jesus teaches me important things."**

BASIC TRUTH

Jesus wants to be my friend forever.



WEEK
THREE
JANUARY 2024

SMALL GROUP

2 YEAR
-OLDS

PRELUDE

SOCIAL

WORSHIP

STORY

GROUPS

HOME

GETTING READY

HERE'S EVERYTHING YOU NEED TO KNOW TO GET READY FOR THIS WEEK

SOCIAL: PROVIDING TIME FOR FUN INTERACTION (15 MINUTES)

Activities that encourage preschoolers to enter the classroom and begin engaging with peers and Small Group Leaders by providing age-appropriate and hands-on fun while introducing new concepts they will hear in the day's Bible story.

Prepare to offer one or more of the following activities as preschoolers arrive. Let one or two teachers lead activities in different areas of the room while another teacher greets parents and children at the door.

1. FILL THE BARN

Made to Move: An activity that uses a preschooler's natural desire to move to help them learn

WHAT YOU NEED:

- "Fill the Barn" Activity Page
- Copy paper
- Tape (large)
- Medium-sized box with open top
- Yellow pom-poms
- Small paper lunch bags

WHAT YOU DO:

- Copy "Fill the Barn" on copy paper, one per Small Group.
- Tape the picture to one side of the box.
- Place the box in the center of the activity area.
- Scatter pom-poms all over the floor around the barn and activity area.

2. BIG AND LITTLE MATCHING

Made to Play: An activity that encourages preschoolers to follow guidelines while having fun and learning new concepts

WHAT YOU NEED:

- "Big and Little Matching" Activity Page
- Cardstock
- Scissors

WHAT YOU DO:

- Copy "Big and Little Matching" on cardstock and cut, one set per Small Group.

3. SCOOP THE GRAIN

Made to Explore: An activity that channels a preschooler's innate curiosity into a discussion of the week's crucial concepts

WHAT YOU NEED:

- "Allergy Alert Poster"
- Table
- Cardstock
- Toy barn
- Oatmeal
- Oatmeal canisters or tall containers with a wide mouth
- Large, shallow container
- Plastic tablecloth
- Plastic spoons
- Option: Use the Barn box from "Fill the Barn" if you do not have a toy barn.

WHAT YOU DO:

- Copy "Allergy Alert Poster" on cardstock, list oatmeal, and post at the door.
- Cover the table.
- Place the barn on one side of the container.
- Pour oatmeal into the container and place one of the empty oatmeal containers next to the barn.
- Option: If using the Barn box from "Fill the Barn," place it next to the container at one end with an oatmeal container in the large container.
- Place the spoons at the table.

GROUPS: CREATING A SAFE PLACE TO CONNECT (25 MINUTES)

Create a safe place to connect through activities written to reach every learning style while reinforcing the Bottom Line introduced during the Bible Story and applying it to real-life experiences. In addition, these activities provide preschoolers with an opportunity to build relationships with their Small Group Leader.

Offer as many of the following activities as your time, facilities, resources, and leadership allow. You may want to lead one activity at a time. Or, offer two activities at once and allow half the children to participate in each. Then switch groups and repeat the activities.



WEEK
THREE
JANUARY 2024

SMALL GROUP

2 YEAR
-OLDS

PRELUDE

SOCIAL

WORSHIP

STORY

GROUPS

HOME

GETTING READY

HERE'S EVERYTHING YOU NEED TO KNOW TO GET READY FOR THIS WEEK

1. AMAZED

[HEAR FROM GOD | MEMORY VERSE REVIEW]

Made to Move: An activity that uses a preschooler's natural desire to move to help them learn

WHAT YOU NEED:

- No supplies needed

2. STORE OR SHARE?

[TALK ABOUT GOD | BIBLE STORY REVIEW]

Made to Move: An activity that uses a preschooler's natural desire to move to help them learn

WHAT YOU NEED:

- Two or more toy barns
- Painter's tape
- Carpet circle/square
- Toy food items
- Basket
- Little toy people or plush animals
- Option 1: Two or more boxes or containers in place of the toy barns.
- Option 2: Omit the carpet circle/square.

WHAT YOU DO:

- Place the carpet circle/square at your starting place.
- Make a tape path going up from the middle of the carpet circle/square and then split it into two tape paths—one to the left and one to the right.
- Put the barns at the end of one tape path and the toy people/animals at the end of the other tape path.
- Put the toy food items in a basket and place it by the carpet circle/square.

3. MORE IN THE BASKET

[LIVE FOR GOD | APPLICATION ACTIVITY]

Made to Move: An activity that uses a preschooler's natural desire to move to help them learn

WHAT YOU NEED:

- Laundry basket
- Thin rope or twine
- Large pom-poms
- Painter's tape
- Option: Ball pit balls in place of pom-poms.

WHAT YOU DO:

- Make two straight tape lines on the floor about five feet long and three feet apart.

- Attach one end of the rope/twine around one side of the basket and set on the floor in between the tape lines.
- Scatter pom-poms around the two tape lines.

4. HEADBAND OF CLUES

[LIVE FOR GOD | APPLICATION ACTIVITY]

Made to Create: An activity that allows preschoolers to review the Bible story, bottom line, or memory verse by creating a craft

WHAT YOU NEED:

- "Headband of Clues" Activity Page
- "Ways to Share Stickers" Activity Page
- Cardstock
- Avery® Labels #5294 or equivalent
- Heart stickers
- Bulletin board border or sentence strips
- Glue sticks
- Stapler
- Scissors
- Permanent marker

WHAT YOU DO:

- Copy "Headband of Clues" on cardstock and cut, one per child.
- Copy "Ways to Share Stickers" on label paper, one set of four stickers per child.

HOME: PROMPTING ACTION BEYOND THE EXPERIENCE

- Make copies on cardstock or email this week's Parent Cue card.
- Copy the Memory Verse card to hand out or make available to parents.
- Copy "Going Home" and hang it on the door where Small Group Leaders can reference and remind parents of the Bottom Line and Memory Verse as parents pick up their children.
- Tell parents about our additional family resource, the **Parent Cue app**.

FIRST LOOK PINTEREST PAGE

- Visit our Pinterest page to see craft samples and suggested supplies. bit.ly/FL_ClubhouseClues