



WEEK
FOUR
JANUARY 2024

SMALL GROUP

2 YEAR
-OLDS

TODAY'S SUGGESTED SCHEDULE

BIBLE STORY

Jesus teaches us that
God loves us
no matter what.

PRODIGAL SON
LUKE 15:11-24

MEMORY VERSE

"The people were amazed
at his teaching."

MATTHEW 7:28, NCV

KEY QUESTION

Who teaches you
important things?

BOTTOM LINE

Jesus teaches me
important things.

BASIC TRUTH

Jesus wants to be
my friend forever.

PRELUDE: Setting the tone for the experience

See the **Getting Ready** pages at the end of this document for a detailed description of what you'll need for today.

In the **Prelude** folder of your curriculum, you'll find a variety of other resources to help you prepare.

SMALL GROUP

15
MIN

SOCIAL: Providing time for fun interaction

Offer one or more of these activities as preschoolers arrive.

This Little Piggy
Piggy Bank
Dress Up

LARGE GROUP

20
MIN

WORSHIP: Inviting people to respond to God

STORY: Communicating God's truth in engaging ways

"Important Things"
Bible Story
Prayer

SMALL GROUP

25
MIN

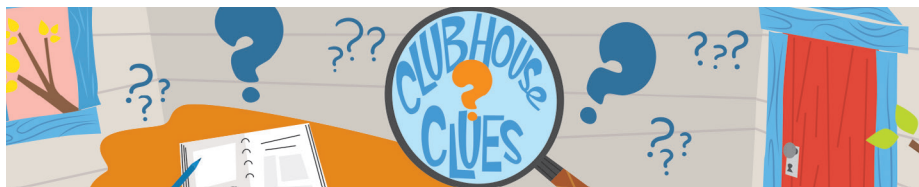
GROUPS: Creating a safe place to connect

Offer as many of these activities as your time, facilities, resources, and leadership allow.

Point to the Verse
Story in a Tub
Homecoming Celebration
Put It in a Book

HOME: Prompting action beyond the experience

Going Home
Memory Verse Card
Parent Cue Card (*print or email*)
Parent Cue App



WEEK
FOUR
JANUARY 2024

SMALL GROUP

2 YEAR
-OLDS

PRELUDE

SOCIAL

WORSHIP

STORY

GROUPS

HOME

PROVIDING TIME FOR FUN INTERACTION
15 MINUTES

MADE TO MOVE

an activity that uses a preschooler's
natural desire to move
to help them learn



BIBLE STORY

Jesus teaches us that
God loves us
no matter what.

PRODIGAL SON
LUKE 15:11-24

MEMORY VERSE

"The people were amazed
at his teaching."

MATTHEW 7:28, NCV

KEY QUESTION

Who teaches you
important things?

BOTTOM LINE

Jesus teaches me
important things.

BASIC TRUTH

Jesus wants to be
my friend forever.

1. THIS LITTLE PIGGY

WHAT YOU NEED: "This Little Piggy Face" and This Little Piggy Nose" Activity Pages, colored cardstock, clear contact paper, scissors, and painter's tape

WHAT YOU DO:

BEFORE THE ACTIVITY: Copy "This Little Piggy Face" on colored cardstock and cut, one per Small Group. Tape the pig face to the wall at child's height. Cut a piece of contact paper a little larger than the pig face. Tape the contact paper over the pig face sticky side out. Copy "This Little Piggy Nose" on colored cardstock and cut, one per child.

DURING THE ACTIVITY: Give each child a pig nose. Encourage each child to close their eyes and try to stick the nose to the face. Continue with each child.

AFTER THE ACTIVITY: Introduce the Bible Story.

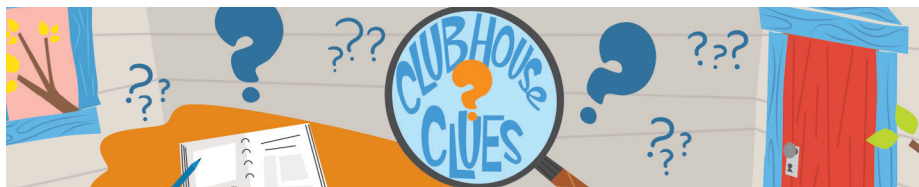
WHAT YOU SAY:

BEFORE THE ACTIVITY: "Friends, look! There is a pig face on our wall! But something is missing. What is our piggy friend missing? (Pause.) That's right—piggy is missing its nose! Let's play a game and give the pig a nose."

DURING THE ACTIVITY: "Everyone will have a turn to play. (Give each child a pig nose.) We'll go one at a time. [Child's name], come up to the pig, close your eyes, and stick the pig nose on. (Help guide each child.) Now open your eyes. (Pause.) Good job! [Child's name], your turn! (Continue until all children have had a turn.) Wow, look at our silly pig. He has so many noses all over!"

AFTER THE ACTIVITY: "In our Bible Story today, we're going to hear a story about someone who had a job taking care of pigs and he almost ate pig food! Oh my! Let's go hear more about the story."

TRANSITION: Move to Worship and Story by encouraging the children to make pig noises as they walk.



WEEK
FOUR
JANUARY 2024

SMALL GROUP

2 YEAR
-OLDS

PRELUDE

SOCIAL

WORSHIP

STORY

GROUPS

HOME

PROVIDING TIME FOR FUN INTERACTION
15 MINUTES

MADE TO PLAY

an activity that encourages preschoolers to follow guidelines while having fun and learning new concepts



2. PIGGY BANK

WHAT YOU NEED: Preschool-safe piggy bank and foam hearts

WHAT YOU DO:

BEFORE THE ACTIVITY: Place the piggy bank on the table. Scatter the hearts around the bank.

BIBLE STORY

Jesus teaches us that
God loves us
no matter what.

PRODIGAL SON
LUKE 15:11-24

DURING THE ACTIVITY: Encourage children to deposit the hearts in the bank. Fill the piggy bank with love. Empty and repeat.

AFTER THE ACTIVITY: Introduce the Bible Story.

WHAT YOU SAY:

BEFORE THE ACTIVITY: "Friends, come sit at the table with me. Look! We have a piggy bank to play with today."

DURING THE ACTIVITY: "Today we're going to put something other than money in our bank. We're going to put hearts in the piggy bank! Hearts remind me of love. Let's fill the piggy bank with love! *(Pause.)* Hold your heart with your fingers and place it into the slot. *(Demonstrate.)* Look at all the love that we put in the bank! *(Empty and repeat as desired.)* Fantastic job!"

AFTER THE ACTIVITY: "Today we're going to hear a Bible Story that is all about love. Let's go, friends!"

MEMORY VERSE

"The people were amazed
at his teaching."

MATTHEW 7:28, NCV

TRANSITION: Move to Worship and Story by pretending to pick hearts from the air and pocket them.

KEY QUESTION

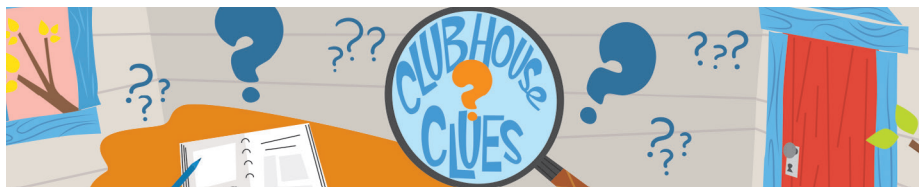
Who teaches you
important things?

BOTTOM LINE

Jesus teaches me
important things.

BASIC TRUTH

Jesus wants to be
my friend forever.



WEEK
FOUR
JANUARY 2024

SMALL GROUP

2 YEAR
-OLDS

PRELUDE

SOCIAL

WORSHIP

STORY

GROUPS

HOME

PROVIDING TIME FOR FUN INTERACTION
15 MINUTES

MADE TO IMAGINE

an activity that lets preschoolers pretend, imagine, and role play to enhance their learning



3. DRESS UP

WHAT YOU NEED: Dress-up clothes (such as fancy robes or coats, play rings, and adult fancy shoes); Option: Shoe covers in place of adult shoes.

WHAT YOU DO:

BEFORE THE ACTIVITY: Place all the items in the activity area.

DURING THE ACTIVITY: Encourage the children to play with and dress up, trying on all the items.

AFTER THE ACTIVITY: Introduce the robe, ring, and shoes from today's Bible story.

WHAT YOU SAY:

BEFORE THE ACTIVITY: "Friends, come over here with me and let's play dress-up!"

DURING THE ACTIVITY: "Look at all the fancy dress-up clothes and jewelry we have to play with today. There are fancy robes, and shoes, and jewelry too! Pick out what you want to wear and put it on. (Pause.) You look so fancy!"

AFTER THE ACTIVITY: "Seeing you all dressed up is really getting me excited to hear our Bible Story! Today we're going to hear about a son who went away from home, and when he came home his father gave him a robe, a ring, and fancy shoes!"

TRANSITION: Move to Worship and Story by pretending to get dressed in fancy clothes as you walk to the designated area.

BIBLE STORY

Jesus teaches us that
God loves us
no matter what.

PRODIGAL SON
LUKE 15:11-24

MEMORY VERSE

"The people were amazed
at his teaching."

MATTHEW 7:28, NCV

KEY QUESTION

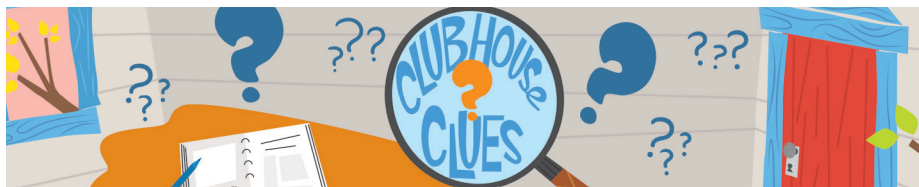
Who teaches you
important things?

BOTTOM LINE

Jesus teaches me
important things.

BASIC TRUTH

Jesus wants to be
my friend forever.



WEEK
FOUR
JANUARY 2024

SMALL GROUP

2 YEAR
-OLDS

PRELUDE

SOCIAL

WORSHIP

STORY

GROUPS

HOME

CREATING A SAFE PLACE TO CONNECT
25 MINUTES

MADE TO MOVE

an activity that uses a preschooler's
natural desire to move
to help them learn



1. POINT TO THE VERSE

[HEAR FROM GOD | MEMORY VERSE REVIEW]

WHAT YOU NEED: "Memory Verse Pictures" and "Memory Verse Stickers" Activity Pages, cardstock, Avery® Labels #5294 or equivalent, finger pointer stick, and painter's tape

WHAT YOU DO:

BEFORE THE ACTIVITY: Copy "Memory Verse Pictures" on cardstock, one set per Small Group. Tape in verse order on the wall at child height. Copy "Memory Verse Stickers" on label paper, one sticker per child.

Do the motions as you say the Memory Verse.

DURING THE ACTIVITY: Ask one child at a time to hold the pointer finger and point to the correct picture as everyone says the verse together. Continue with each child. Repeat as desired.

AFTER THE ACTIVITY: Review the Bottom Line.

BIBLE STORY

Jesus teaches us that
God loves us
no matter what.

PRODIGAL SON
LUKE 15:11-24

WHAT YOU SAY:

BEFORE THE ACTIVITY: "Hello, friends! We've had a great time hearing stories of the important things Jesus teaches us. Let's do the motions as we say our verse together. 'The people (*spread arms out*) were amazed (*hold hands like binoculars, open and shut*) at his teaching;' (*pull O-hands from head*) Matthew 7:28. (*Open hands like a book.*) Great job, friends!"

DURING THE ACTIVITY: "Look at these pictures. These are pictures of our Memory Verse! As we say our verse together, I'll have one of you use this super-fun pointer to point to the picture of the motion. [Child's name] take the pointer and stand close to the pictures. Everybody ready? Here we go! 'The people (*point*) were amazed (*point*) at his teaching;' (*point*) Matthew 7:28. (*Point.*) Fantastic! I have a sticker for you! (*Give child their Memory Verse Sticker.*) Next friend, [child's name], point to the motion picture as we all say the verse. (*Continue with each child and repeat as desired.*) Great job, everyone! You were great teachers pointing to the motions as we said our verse!"

AFTER THE ACTIVITY: "Jesus teaches us that God cares for us, God wants us to share, and God will love us no matter what. Those are all really important things! **Who teaches you important things? Jesus teaches me important things."**

MEMORY VERSE

"The people were amazed
at his teaching."

MATTHEW 7:28, NCV

KEY QUESTION

Who teaches you
important things?

BOTTOM LINE

Jesus teaches me
important things.

BASIC TRUTH

Jesus wants to be
my friend forever.



WEEK
FOUR
JANUARY 2024

SMALL GROUP

2 YEAR
-OLDS

PRELUDE

SOCIAL

WORSHIP

STORY

GROUPS

HOME

CREATING A SAFE PLACE TO CONNECT
25 MINUTES

MADE TO MOVE

an activity that uses a preschooler's
natural desire to move
to help them learn



2. STORY IN A TUB

[TALK ABOUT GOD | BIBLE STORY REVIEW]

WHAT YOU NEED: Large, shallow plastic container; sand;
two Little People® men; toy pigs; toy house; and confetti

WHAT YOU DO:

BEFORE THE ACTIVITY: Fill the container half full of sand
and place the house in one corner of the container. Put the

container and other items on the table or floor in your activity area.

DURING THE ACTIVITY: Use the items as you review the Bible Story.

AFTER THE ACTIVITY: Repeat the Bottom Line together as you toss confetti in
the air.

WHAT YOU SAY:

BEFORE THE ACTIVITY: "Come sit with me! Let's review today's Bible Story
with this story tub!"

DURING THE ACTIVITY: "Jesus told a story about a dad. *(Hold up a toy man
and place it near the house.)* The dad had a son. *(Hold up another toy man and
place it near the house.)* The son asked his dad for money and then went far, far
away. *(Walk the son away from the dad.)* The son spent all his money, so he got
a job taking care of pigs. *(Put toy pigs with the son.)* The son was so hungry he
thought about eating the pigs' food. Yuck! Then the son thought he would go
home and tell his dad he was sorry. So that's what the son did! *(Walk the son
back to the dad.)* When the dad saw his son coming, he ran to him . . . *(run the
dad to the son)* . . . and hugged him and kissed him! The dad was so happy his
son was home! The son told his dad, 'Dad, I'm sorry for what I did.' Then the dad
threw a party for his son because the dad loved his son no matter what! Yay! The
dad loved his son no matter what! *(Throw confetti.)*

"Jesus told this story to teach us that God loves us no matter what. God loves you
(point to each child) and you and you and you and you no matter what!"

AFTER THE ACTIVITY: "Everyone stand up and gather around me. I have some
confetti for each of you to throw. *(Give each child a handful of confetti.)* Ready?

**Who teaches you important things? Jesus teaches me important
things! *(Throw confetti.)* Yay! Jesus teaches me important things!"**

BIBLE STORY

Jesus teaches us that
God loves us
no matter what.

PRODIGAL SON
LUKE 15:11-24

MEMORY VERSE

"The people were amazed
at his teaching."

MATTHEW 7:28, NCV

KEY QUESTION

Who teaches you
important things?

BOTTOM LINE

Jesus teaches me
important things.

BASIC TRUTH

Jesus wants to be
my friend forever.



WEEK
FOUR
JANUARY 2024

SMALL GROUP

2 YEAR
-OLDS

PRELUDE

SOCIAL

WORSHIP

STORY

GROUPS

HOME

CREATING A SAFE PLACE TO CONNECT
25 MINUTES

MADE TO MOVE

an activity that uses a preschooler's natural desire to move to help them learn



3. HOMECOMING CELEBRATION

[LIVE FOR GOD | APPLICATION ACTIVITY]

WHAT YOU NEED: Painter's tape, push car, and heart stickers

WHAT YOU DO:

BEFORE THE ACTIVITY: Use the tape to create a road down the center of your activity area. Make sure your lines

are far enough apart for your push car to roll in between them. Set the push car on one end of your "road."

DURING THE ACTIVITY: Ask a child to stand with the push car. Gather the rest of the children to stand with you at the opposite end. Ask the child to push the car all the way down the road as leader and children cheer. When the child arrives, give that child a heart sticker. Repeat until every friend has a chance to push the car along the road.

AFTER THE ACTIVITY: Review the Bible Story.

WHAT YOU SAY:

BEFORE THE ACTIVITY: "Friends, do you see our road? I'm going to pick one friend at a time to push this car all the way down the road. The rest of us will cheer for you all along the way. Every friend will have a turn."

DURING THE ACTIVITY: "[Child's name], stand here with the car. All my other friends, come to this end of the road with me! As our friend pushes the car, I want you to cheer and clap. Ready and go! [Child's name] push the car down the road! (Pause.) Yay! Hooray! Here is your special sticker! (Leader gives child their sticker then pushes the car back to the other side.) Next friend, [child's name] come push the car! (Continue with each child.) That was so fun! We celebrated each time our friends arrived."

AFTER THE ACTIVITY: "In our Bible Story today, the son went far away from home. When he returned home, his dad threw a big party for him. The dad loved his son no matter what. Jesus told this story to teach us that God loves us no matter what. I'm so glad Jesus teaches us important things. **Who teaches you important things? Jesus teaches me important things.**"

BIBLE STORY

Jesus teaches us that God loves us no matter what.

PRODIGAL SON
LUKE 15:11-24

MEMORY VERSE

"The people were amazed at his teaching."

MATTHEW 7:28, NCV

KEY QUESTION

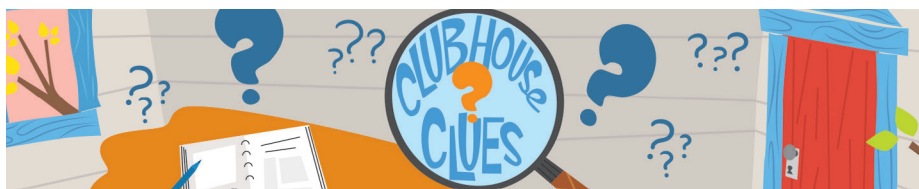
Who teaches you important things?

BOTTOM LINE

Jesus teaches me important things.

BASIC TRUTH

Jesus wants to be my friend forever.



WEEK
FOUR
JANUARY 2024

SMALL GROUP

2 YEAR
-OLDS

PRELUDE

SOCIAL

WORSHIP

STORY

GROUPS

HOME

CREATING A SAFE PLACE TO CONNECT
25 MINUTES

MADE TO CREATE

an activity that allows preschoolers to review the Bible story, bottom line, or memory verse by creating a craft to take home



4. PUT IT IN A BOOK

[LIVE FOR GOD | APPLICATION ACTIVITY]

WHAT YOU NEED: "Put It in a Book Stickers" Activity Page, Avery® Labels #5163 or equivalent, crayons, 24" long sentence strips, scissors, ruler, and a permanent marker

WHAT YOU DO:

BEFORE THE ACTIVITY: Copy "Put It in a Book Stickers" on label paper, one set of five stickers per child. Measure and mark sentence strips every 4.6" and accordion fold, making five equal sections. Cut excess off if needed.

DURING THE ACTIVITY: Encourage children to color their stickers, then add them to their book in the correct order. Once every child has their stickers placed in their book, fold up the book, and read the book together as you review the story.

AFTER THE ACTIVITY: Review the Bible Story.

WHAT YOU SAY:

BEFORE THE ACTIVITY: "Friends, come join me at the table. Jesus taught us another important lesson in our Bible Story today! Jesus taught us the story of the Prodigal Son to show us that God loves us no matter what."

DURING THE ACTIVITY: "Today we're going to make a folded book about today's story of the Prodigal Son. Everybody has stickers with pictures of the story. Use the crayons to color the sticker pictures. (Pause.) Great! Now let's add them to this folded paper to make your book. The first sticker is the one with the big words. (Point to the title sticker.) Put it right here on this top page. (Pause.) Turn the page. On this page, put the sticker with the picture of the dad and his son leaving with the money on it. (Pause.) On this page, put on the picture of the son with all the things he spent his money on. (Pause.) The next sticker you need to add is the sticker where the son is sad because he spent all his money, had nowhere to sleep, and had no food to eat. (Pause.) And then the very last sticker goes here. Tell me what is happening in this story. (Pause.) That's right! The son went back home, and the dad was so happy that they had a party! Fold up your book and let's read it together as we review."

AFTER THE ACTIVITY: "In today's Bible Story, we learned the story of the Prodigal Son. Open your books. (Pause.) This is a story of a dad and his son. The dad had saved a lot of money to give to his son when his son was older, but the son wanted the money now. So the dad gave him the money and the son left home."

BIBLE STORY

Jesus teaches us that
God loves us
no matter what.

PRODIGAL SON
LUKE 15:11-24

MEMORY VERSE

"The people were amazed
at his teaching."

MATTHEW 7:28, NCV

KEY QUESTION

Who teaches you
important things?

BOTTOM LINE

Jesus teaches me
important things.

BASIC TRUTH

Jesus wants to be
my friend forever.



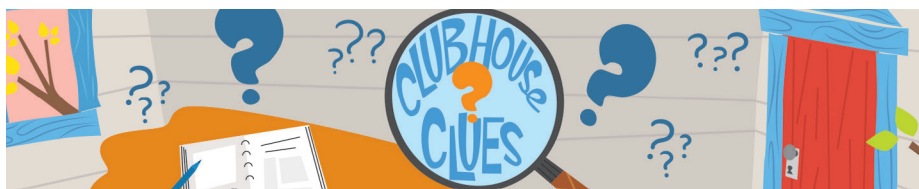
WEEK
FOUR
JANUARY 2024

SMALL GROUP
2 YEAR
-OLDS

PRELUDE SOCIAL WORSHIP STORY **GROUPS** HOME

CREATING A SAFE PLACE TO CONNECT
25 MINUTES

“The son took the money and bought fancy clothes, ate really fancy food, and spent money with his friends. Turn the page. (Pause.) And then . . . all the money was all gone! The son didn’t know what to do. He didn’t have a bed to sleep in or any food to eat. He was so hungry he even thought about eating pig food! The son was so sorry for what he had done and wanted to go back home. When the son came back home, the dad was so happy to see his son that he ran and hugged him and threw a big party! The dad loved his son no matter what. Jesus told this story to teach us that God loves us no matter what. I’m so glad Jesus teaches us important things. **Who teaches you important things? Jesus teaches me important things.”**



WEEK
FOUR
JANUARY 2024

SMALL GROUP

2 YEAR
-OLDS

PRELUDE

SOCIAL

WORSHIP

STORY

GROUPS

HOME

GETTING READY

HERE'S EVERYTHING YOU NEED TO KNOW TO GET READY FOR THIS WEEK

SOCIAL: PROVIDING TIME FOR FUN INTERACTION (15 MINUTES)

Activities that encourage preschoolers to enter the classroom and begin engaging with peers and Small Group Leaders by providing age-appropriate and hands-on fun while introducing new concepts they will hear in the day's Bible story.

Prepare to offer one or more of the following activities as preschoolers arrive. Let one or two teachers lead activities in different areas of the room while another teacher greets parents and children at the door.

1. THIS LITTLE PIGGY

Made to Move: An activity that uses a preschooler's natural desire to move to help them learn

WHAT YOU NEED:

- "This Little Piggy Face" Activity Page
- "This Little Piggy Nose" Activity Page
- Colored cardstock
- Clear contact paper
- Scissors
- Painter's tape

WHAT YOU DO:

- Copy "This Little Piggy Face" on colored cardstock and cut, one per Small Group.
- Tape the pig face to the wall at child's height.
- Cut a piece of contact paper a little larger than the pig face.
- Tape the contact paper over the pig face sticky side out.
- Copy "This Little Piggy Nose" on colored cardstock and cut, one per child.

2. PIGGY BANK

Made to Play: An activity that encourages preschoolers to follow guidelines while having fun and learning new concepts

WHAT YOU NEED:

- Preschool-safe piggy bank
- Foam hearts

3. DRESS UP

Made to Imagine: An activity that lets preschoolers pretend, imagine, and role-play to enhance their learning

WHAT YOU NEED:

- Dress up clothes—such as fancy robes or coats, play rings, and adult fancy shoes
- Optional: Shoe covers in place of adult shoes.

GROUPS: CREATING A SAFE PLACE TO CONNECT (25 MINUTES)

Create a safe place to connect through activities written to reach every learning style while reinforcing the Bottom Line introduced during the Bible Story and applying it to real-life experiences. In addition, these activities provide preschoolers with an opportunity to build relationships with their Small Group Leader.

Offer as many of the following activities as your time, facilities, resources, and leadership allow. You may want to lead one activity at a time. Or, offer two activities at once and allow half the children to participate in each. Then switch groups and repeat the activities.

1. POINT TO THE VERSE

[HEAR FROM GOD | MEMORY VERSE REVIEW]

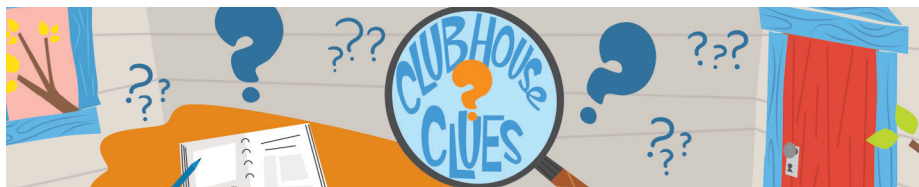
Made to Move: An activity that uses a preschooler's natural desire to move to help them learn

WHAT YOU NEED:

- "Memory Verse Pictures" Activity Page
- "Memory Verse Stickers" Activity Page
- Cardstock
- Avery® Labels #5294 or equivalent
- Finger pointer stick
- Painter's tape

WHAT YOU DO:

- Copy "Memory Verse Pictures" on cardstock, one set per Small Group.
- Tape in verse order on the wall at child height.
- Copy "Memory Verse Stickers" on label paper, one sticker per child.



WEEK
FOUR
JANUARY 2024

SMALL GROUP

2 YEAR
-OLDS

PRELUDE

SOCIAL

WORSHIP

STORY

GROUPS

HOME

GETTING READY

HERE'S EVERYTHING YOU NEED TO KNOW TO GET READY FOR THIS WEEK

2. STORY IN A TUB

[TALK ABOUT GOD | BIBLE STORY REVIEW]

Made to Imagine: An activity that lets preschoolers pretend, imagine, and role-play to enhance their learning

WHAT YOU NEED:

- Large, shallow plastic container
- Sand
- Two Little People® men
- Toy pigs
- Toy house
- Confetti

WHAT YOU DO:

- Fill the container half full of sand and place the house in one corner of the container.
- Put the container and other items on the table or floor in your activity area.

3. HOMECOMING CELEBRATION

[LIVE FOR GOD | APPLICATION ACTIVITY]

Made to Move: An activity that uses a preschooler's natural desire to move to help them learn

WHAT YOU NEED:

- Painter's tape
- Push car
- Heart stickers, one per child

WHAT YOU DO:

- Use the tape to create a road down the center of your activity area. Make sure the road is wide enough to accommodate your push car.
- Set the push car on one end of the road.

4. PUT IT IN A BOOK

[LIVE FOR GOD | APPLICATION ACTIVITY]

Made to Create: An activity that allows preschoolers to review the Bible story, bottom line, or memory verse by creating a craft

WHAT YOU NEED:

- "Put It in a Book Stickers" Activity Page
- Avery® Labels #5163 or equivalent
- Crayons
- 24" long sentence strips, one per child
- Scissors
- Ruler
- Permanent marker

WHAT YOU DO:

- Copy "Put It in a Book Stickers" on label paper, one set of five stickers per child.
- Measure and mark sentence strips every 4.6" and accordion fold, making five equal sections.
- Cut excess off if needed.

HOME: PROMPTING ACTION BEYOND THE EXPERIENCE

- Make copies on cardstock or email this week's Parent Cue card.
- Copy the Memory Verse card to hand out or make available to parents.
- Copy "Going Home" and hang it on the door where Small Group Leaders can reference and remind parents of the Bottom Line and Memory Verse as parents pick up their children.
- Tell parents about our additional family resource, the **Parent Cue app**.

FIRST LOOK PINTEREST PAGE

- Visit our Pinterest page to see craft samples and suggested supplies. bit.ly/FL_ClubhouseClues