



WEEK
ONE
JANUARY 2024

LARGE GROUP
3-5 YEAR
-OLDS
STAGE

TODAY'S SUGGESTED SCHEDULE

BIBLE STORY

People came to hear Jesus
because He teaches
important things.

JESUS TEACHES A CROWD
MARK 6:30-34

MEMORY VERSE

"The people were amazed
at his teaching."

MATTHEW 7:28, NCV

KEY QUESTION

Who teaches you
important things?

BOTTOM LINE

Jesus teaches me
important things.

BASIC TRUTH

Jesus wants to be
my friend forever.

PRELUDE: Setting the tone for the experience

See the **Getting Ready** pages at the end of this document for a detailed description of what you'll need for today.

In the **Prelude** folder of your curriculum, you'll find a variety of other resources to help you prepare.

SMALL GROUP

15
MIN

SOCIAL: Providing time for fun interaction

Offer one or more of these activities as preschoolers arrive.

Looking for Clues
Taking It to the Beach
Teacher of the Year

LARGE GROUP

20
MIN

WORSHIP: Inviting people to respond to God

STORY: Communicating God's truth in engaging ways

"Important Things," "Amazing"
Bible Story
Prayer

SMALL GROUP

25
MIN

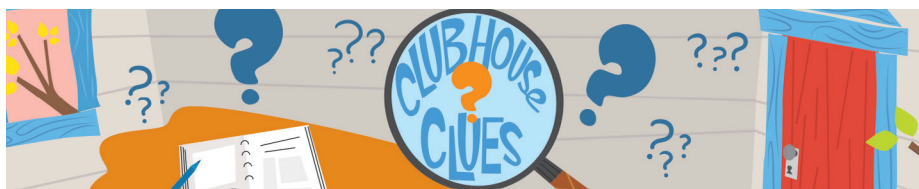
GROUPS: Creating a safe place to connect

Offer as many of these activities as your time, facilities, resources, and leadership allow.

Memory Verse with Motions
Fingerprint People
Lacing Fun
From Your Town
Jesus Teaches Me Notebook
Journal and Prayer

HOME: Prompting action beyond the experience

Going Home
Memory Verse Card
Parent Cue Card (*print or email*)
Parent Cue App



WEEK
ONE
JANUARY 2024

LARGE GROUP
3-5 YEAR
-OLDS
STAGE

PRELUDE

SOCIAL

WORSHIP

STORY

GROUPS

HOME

10 MINUTES

BIBLE STORY

People came to hear Jesus because He teaches important things.

JESUS TEACHES A CROWD
MARK 6:30-34

MEMORY VERSE

"The people were amazed at his teaching."

MATTHEW 7:28, NCV

KEY QUESTION

Who teaches you important things?

BOTTOM LINE

Jesus teaches me important things.

BASIC TRUTH

Jesus wants to be my friend forever.

LARGE GROUP

ENGAGE CHILDREN'S HEARTS THROUGH A DYNAMIC AND INTERACTIVE WORSHIP, BIBLE STORY, AND PRAYER EXPERIENCE IN A LARGE GROUP SETTING.

WORSHIP

WHAT YOU NEED: "Memory Verse Card" Activity Page; cardstock; Bible; instruments or music player; this month's worship song, "Important Things," included in your monthly files; and "Amazing," available on OrangeKidsMusic.com; Optional Dance Moves Video for "Important Things," available in the Media Package if you subscribe or from OrangeKidsMusic.com, and "Amazing," available from OrangeKidsMusic.com

Worship Leader enters.

WORSHIP LEADER: "Hi, friends! My name is [your name], and I'm SO happy to see you today! It's a brand-new year, a brand-new day! Did you know that you're learning new things every single day? It's true. God sent us Jesus to teach us important things! When I say, '**Who teaches you important things?**' I want you to say, '**Jesus teaches me important things!**' **Who teaches you important things?**"

CHILDREN AND WORSHIP LEADER: "**Jesus teaches me important things.**"

WORSHIP LEADER: "It's true! Jesus teaches us SO many important things. Let's sing about that together. Stand up on your feet!"

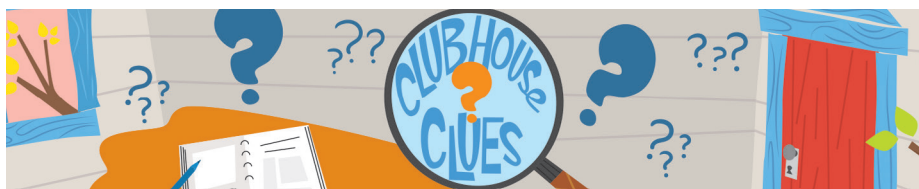
Lead children in singing "Important Things," this month's worship song.

"What a GREAT song! Jesus teaches us important things we need to know! **Who teaches you important things?**"

CHILDREN AND WORSHIP LEADER: "**Jesus teaches me important things.**"

WORSHIP LEADER: "That's right! **Jesus teaches me important things!** The Bible teaches us that 'The people (*spread arms out*) were amazed (*hold hands like binoculars, open and shut*) at his teaching,' (*pull O-hands from head*) Matthew 7:28. (*Open hands like a book.*) Let's learn our memory verse together. Are you ready? Watch me say it and do the motions, and then you can do it with me!"

"The people (*spread arms out*) were amazed (*hold hands like binoculars, open and shut*) at his teaching,' (*pull O-hands from head*) Matthew 7:28." (*Open hands like a book.*)



WEEK
ONE
JANUARY 2024

LARGE GROUP
3-5 YEAR
-OLDS
STAGE

PRELUDE

SOCIAL

WORSHIP

STORY

GROUPS

HOME

10 MINUTES

Repeat the verse and motions with the children.

"Great job! We'll repeat that verse all month long! The people who heard Jesus were amazed at His teaching! Because **Jesus teaches me important things!** Jesus is amazing! Let's sing this together."

Lead children in singing "Amazing."

"Jesus is amazing! Thanks for worshipping with me, friends. **[Transition]** And now it's time to turn around, sit down, shake the wiggles out (*wiggle hands*) so we can hear (*cup hands behind ears*) what the story's all about!"

Host enters as Worship Leader exits.

INTRO SKETCH

WHAT YOU NEED: "Clue Letter Week One" and "Clues" Activity Page, 9" x 12" envelope, thick marker, magnifying glass, Bible, heart pillow, box, inflated smiley face balloon with curling ribbon, tape, and scissors

Preset the envelope and magnifying glass in a prominent spot for the Host to find. Set the Bible, heart pillow, box with the balloon, and three plush friends for Story in plain sight in storytelling area.

Host enters as Worship Leader exits.

HOST: "Hi, friends! Welcome to [your environment's name or story time]! My name is [your name]."

Point and let out a small, surprised gasp as you notice the envelope and magnifying glass.

"OHHHH! Look what I just found. It's an envelope! And it has my name on it. Should I open it? (*Pause.*) Okay! Let's see what it says!"

Pull letter from envelope.

(*reading*) "Hello, friend! I left three orange clues for you. Look for this picture to find Someone who teaches you!"

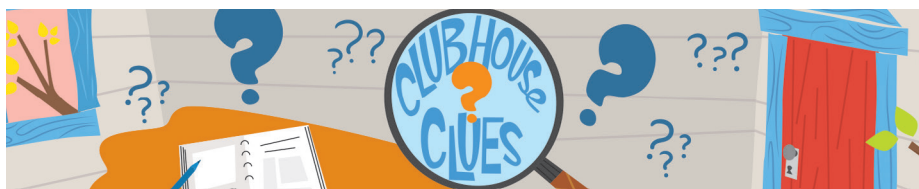
"Wow! It's from [name of children's pastor or lead pastor]. We have a scavenger hunt! We need to find three orange clues that look like this."

Point to the orange question mark on the back of the letter.

"Do you want to help me find the orange clues?"

Pick up the magnifying glass.

"Oh! We can use this magnifying glass to help us look for clues. When I hold it up like this (*demonstrate*), it helps me see. Let's start looking for clues. Let me know if you see one."



WEEK
ONE
JANUARY 2024

LARGE GROUP
3-5 YEAR
-OLDS
STAGE

PRELUDE

SOCIAL

WORSHIP

STORY

GROUPS

HOME

10 MINUTES

Look through the magnifying glass as you walk toward the Bible.

"Oh, do you see a clue? (Look and point to Bible.) Look at that!

Hold up Bible for children to see.

"The Bible is our first clue. Hmmm . . . who do we read about in the Bible? (Listen.) Those are good answers!

NOTE: Acknowledge any correct answers, but do not feel pressure to help them guess "Jesus."

"Let's look for our next clue.

Look through the magnifying glass as you walk toward the heart pillow.

"Did you find another clue? (Look and point to heart pillow.) Yes! There it is. It's on the heart pillow.

Pick up heart pillow and hug it.

"Hearts remind us of love. So, our first clue is a Person who's in the Bible. And our second clue is love. We have one more clue to find."

Look and point to box.

"Oh! I see it. It's on this box. Should I open the box? (Pause.) Okay! Let's look inside.

Open box so smiley face balloon pops out. If balloon is not inflated with helium, hold it up for the children to see.

"It's a smiley face balloon! A smiley face reminds me of a friend.

"Hmmm, we have the Bible, a heart, and a smiley face. I wonder who these clues are talking about. Maybe our Bible story will help us figure it out! See you a little while."

Storyteller enters as Host exits, leaving behind clues.

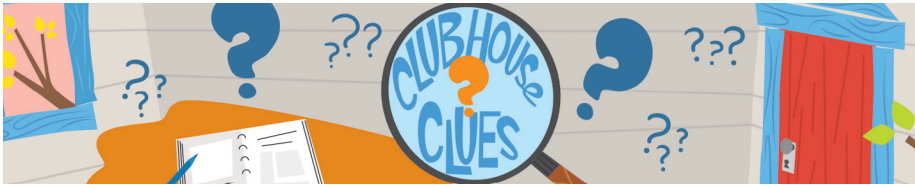
STORY

WHAT YOU NEED: "Sun and Moon" Activity Pages, 11" x 17" cardstock, jumbo craft stick, three plush friends, ocean wave sound effect (provided), and a Bible; *Optional Story Images* and cardstock

The three plush friends should be preset in the storytelling area.

Storyteller enters, carrying a Bible and the prepared sun and moon cutout, as Host exits.

STORYTELLER: "Hello, friends! I'm [your name] . . .



WEEK
ONE
JANUARY 2024

LARGE GROUP
3-5 YEAR
-OLDS
STAGE

PRELUDE

SOCIAL

WORSHIP

STORY

GROUPS

HOME

10 MINUTES

Set down sun and moon cutout.

"... and I can't wait to tell you a true story from the Bible.

Open Bible for children to see, then set it down.

"Today's true story from the Bible begins on a beach.

AUDIO: Ocean waves

"Jesus and His friends, the disciples, had been working very hard. So, they went to a beach so they could rest and pray.

"While they were there, people came from far away to see Jesus. Some people were so excited to see Jesus they even RAN to get there.

"Let's pretend to run to Jesus! Stand up and run in place!

Run in place.

"Run, run, run! Whew! We made it. You can have a seat, friends.

"The people were so excited to see Jesus they ran from this town ...

Run and pick up first plush friend.

"... and they came from that town.

Run and pick up second plush friend.

"They came from all over!

Run and pick up third plush friend. Set the plush friends down at the center of storytelling area.

"More and more people came to see Jesus.

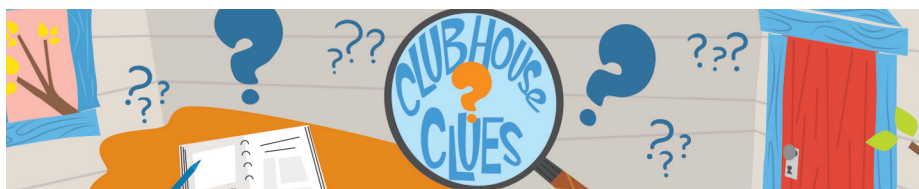
"When Jesus saw the people, He loved them and wanted to help them. So, Jesus began teaching them.

"The people were so happy to be with Jesus that they stayed for a long time. They stayed to listen to Jesus teach important things all through the day.

Hold up the Sun cutout over the heads of the plush friends. Then, move it from one side over your head to the other side, as if showing the rising and setting of the sun.

"And into the night.

Flip the cutout and hold up the Moon cutout over the heads of the plush friends.



WEEK
ONE
JANUARY 2024

LARGE GROUP
3-5 YEAR
-OLDS
STAGE

PRELUDE

SOCIAL

WORSHIP

STORY

GROUPS

HOME

10 MINUTES

"People went to see Jesus and He taught them important things.

Set down cutout.

"Jesus teaches YOU important things too. When we read the Bible, (*hold up your Bible*) we can learn so many important things from Jesus. (*excited*) Jesus wants to be our friend forever, and Jesus teaches us important things.

"When I ask, '**Who teaches you important things?**' I want you to say, '**Jesus teaches me important things!** Who teaches you important things?'"

CHILDREN AND STORYTELLER: "Jesus teaches me important things!"

STORYTELLER: "Yes, **Jesus teaches me important things.** [Transition] Our story time is over (*pick up and close Bible*), but we're not through. Let's talk to God because God loves you!"

PRAYER

STORYTELLER: "Dear God, thank You for loving us so much that You gave us Jesus. I'm so glad that Jesus wants to be our friend forever and He wants to teach us so many important things. In Jesus name, we pray, amen.

"Thank you for being such good listeners. I'll see you next time. Bye!"

Host enters as Storyteller exits, carrying Bible.

OUTRO SKETCH

WHAT YOU NEED: Clues from Intro

Host enters as Storyteller exits.

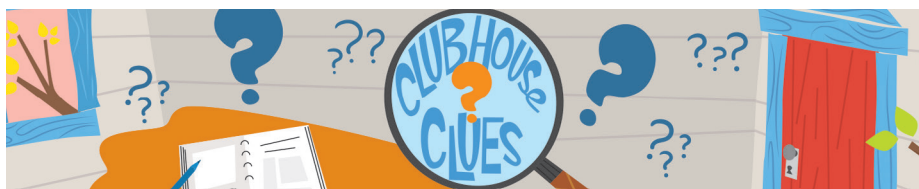
HOST: "Wow! Our three clues were all about Jesus! Jesus loves us (*gesture to heart*) and wants to be our friend forever (*gesture to smiley balloon*), and the Bible (*hold up Bible*) tells us Jesus teaches us important things.

"I think I (*point to self*) got the story. Did you (*point to children*) get it? If you did, say, 'Got it!' Get it?" (*Cup one hand behind ear.*)

CHILDREN AND HOST: "Got it!"

HOST: (*Give two thumbs-up.*) "Good! [Transition] And now it's time for more Bible fun. There's more to learn. Come on, everyone!"

Host dismisses small groups and exits.



WEEK
ONE
JANUARY 2024

LARGE GROUP
3-5 YEAR
-OLDS
STAGE

PRELUDE

SOCIAL

WORSHIP

STORY

GROUPS

HOME

GETTING READY

HERE'S EVERYTHING YOU NEED TO KNOW TO GET READY FOR THIS WEEK

Gather children for a Large Group time that includes interactive worship, the introductory sketch, and the Bible story. The Stage Script is written for those who gather their preschoolers together from multiple rooms and have a larger space on which to present the Bible story. If you are pulling your children to a rug on one side of your preschool space, you may benefit from using the Rug Script.

WORSHIP: INVITING PEOPLE TO RESPOND TO GOD (10 MINUTES)

A Worship Leader and live instruments are recommended to sing along with the music tracks. Encourage children to be active during worship by incorporating the appropriate hand motions.

STORY: COMMUNICATING GOD'S TRUTH IN ENGAGING WAYS (10 MINUTES)

Choose an adult or teenager who relates well to preschoolers to tell the Introductory Sketch. If possible, use the same person for an entire month, as the Host role stays the same each month.

Choose an engaging adult to tell the Bible story. This person should be able to command the attention of preschoolers and control the group through animated storytelling. These scripts are written to be "told" and not "read." Advanced preparation is necessary.

1. WORSHIP

WHAT YOU NEED:

- Leader(s)
- Instruments or music player
- "Memory Verse Card" Activity Page
- Cardstock
- Scissors
- Bible

MUSIC AND SOUND EFFECTS:

- This month's worship song, "Important Things," included in your monthly files
- "Amazing," available from OrangeKidsMusic.com

OPTIONAL VIDEOS (AVAILABLE FOR PURCHASE):

- Dance Moves Music Video for "Important Things," available in the Media Package if you subscribe or from OrangeKidsMusic.com
- Dance Moves Music Video for "Amazing," available from OrangeKidsMusic.com

WHAT YOU DO:

- Copy "Memory Verse Card" on cardstock and cut apart.
- Place "Memory Verse Card" in Bible at Matthew 7:28.
- Download all songs available on OrangeKidsMusic.com and have them ready to use.

2. INTRO/OUTRO SKETCH



WEEK
ONE
JANUARY 2024

LARGE GROUP
3-5 YEAR
-OLDS
STAGE

PRELUDE

SOCIAL

WORSHIP

STORY

GROUPS

HOME

GETTING READY

HERE'S EVERYTHING YOU NEED TO KNOW TO GET READY FOR THIS WEEK

WHAT YOU NEED:

- "Clue Letter Week One" Activity Page
- "Clues" Activity Page
- 9" x 12" envelope
- Thick marker
- Magnifying glass
- Bible
- Heart pillow
- Box
- Inflated smiley face mylar balloon inflated with curling ribbon
 - *NOTE: Latex balloons become choking hazards when they burst, so we recommend using mylar balloons. If helium is inconvenient or expensive, simply inflate with air.*
- Tape
- Scissors

WHAT YOU DO:

- Copy "Clue Letter Week One" front and back on cardstock, one per large group.
- Copy "Clues" on cardstock and cut apart, one set per large group.
- *NOTE: If your storytelling area or audience is very large, enlarge the clues so they are easily seen by children.*
- Place "Clue Letter Week One" in envelope.
- Write Host's name on envelope in large print letters.
- Tape Clue cutouts to Bible, heart pillow, and box.
- Tape the end of the balloon's curling ribbon to the bottom of the box, and close the box with the inflated balloon inside.
- Hide the Bible, the heart pillow, and box with the balloon in plain sight.
- Set the envelope and magnifying glass in a prominent spot for the Host to find.
- *NOTE: Save "Clue Letter Week One" and "Clues" cutouts for future weeks.*

- *Optional cardstock*

MUSIC AND SOUND EFFECTS:

- Ocean waves (*provided*)

LARGE GROUP VISUALS:

- Story Image W1 01
- Story Image W1 02
- Story Image W1 03
- Story Image W1 04

WHAT YOU DO:

- Enlarge and copy "Sun and Moon" on 11" x 17" cardstock and cut out.
- Glue Sun and Moon cutouts back to back on craft stick, sandwiching the craft stick between the cutouts.
- Download sound effect from Large Group folder and have ready to use.
- *Option: Copy the Optional Story Images on cardstock or download them to display on a screen.*

SUPPLEMENTAL RESOURCES

WONDER, LOOK AT GOD'S STORY: First Look offers weekly introductory sketches and Bible stories on the DVD titled "Wonder, Look at God's Story." This DVD is available for purchase at OrangeStore.org or as part of your monthly Media Package.

FIRST LOOK PINTEREST PAGE

- Visit our Pinterest page to see craft samples and suggested supplies. bit.ly/FL_ClubhouseClues

3. BIBLE STORY

WHAT YOU NEED:

- "Sun and Moon" Activity Pages
- 11" x 17" cardstock
- Jumbo craft stick
- Three plush friends
- Bible