



WEEK
TWO
JANUARY 2024

LARGE GROUP
3-5 YEAR
-OLDS
STAGE

TODAY'S SUGGESTED SCHEDULE

BIBLE STORY

Jesus teaches that
God cares for us.

BIRDS AND FLOWERS
MATTHEW 6:25-34

MEMORY VERSE

"The people were amazed
at his teaching."

MATTHEW 7:28, NCV

KEY QUESTION

Who teaches you
important things?

BOTTOM LINE

Jesus teaches me
important things.

BASIC TRUTH

Jesus wants to be
my friend forever.

PRELUDE: Setting the tone for the experience

See the **Getting Ready** pages at the end of this document for a detailed description of what you'll need for today.

In the **Prelude** folder of your curriculum, you'll find a variety of other resources to help you prepare.

SMALL GROUP

15
MIN

SOCIAL: Providing time for fun interaction

Offer one or more of these activities as preschoolers arrive.

Pass the Worm

Bird and Flower Puzzles

In the Nest

LARGE GROUP

20
MIN

WORSHIP: Inviting people to respond to God

STORY: Communicating God's truth in engaging ways

"Important Things," "Best Friend"

Bible Story

Prayer


SMALL GROUP

25
MIN

GROUPS: Creating a safe place to connect

Offer as many of these activities as your time, facilities, resources, and leadership allow.

Memory Verse Clues

A Flower to Remember 

Taking Care

Bird or Flower?

Bird in Flight

Journal and Prayer

HOME: Prompting action beyond the experience

Going Home

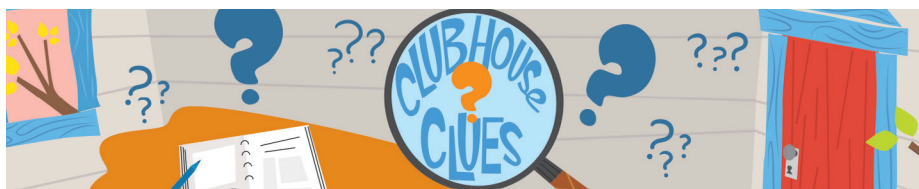
Memory Verse Card

Parent Cue Card (*print or email*)

Parent Cue App



This symbol indicates an activity with potential allergens. Be sure to post allergy alert sign and inform parents at drop-off.



WEEK
TWO
JANUARY 2024

LARGE GROUP
3-5 YEAR
-OLDS
STAGE

PRELUDE

SOCIAL

WORSHIP

STORY

GROUPS

HOME

10 MINUTES

BIBLE STORY

Jesus teaches that
God cares for us.

BIRDS AND FLOWERS
MATTHEW 6:25-34

MEMORY VERSE

"The people were amazed
at his teaching."

MATTHEW 7:28, NCV

KEY QUESTION

Who teaches you
important things?

BOTTOM LINE

Jesus teaches me
important things.

BASIC TRUTH

Jesus wants to be
my friend forever.

LARGE GROUP

ENGAGE CHILDREN'S HEARTS THROUGH A DYNAMIC AND
INTERACTIVE WORSHIP, BIBLE STORY, AND PRAYER EXPERIENCE
IN A LARGE GROUP SETTING.

WORSHIP

WHAT YOU NEED: "Memory Verse Card" from Week One in Bible; instruments or music player; this month's worship song, "Important Things," included in your monthly files; and "Best Friend," available on OrangeKidsMusic.com; *Optional Dance Moves Videos for "Important Things," available in the Media Package if you subscribe or from OrangeKidsMusic.com, and "Best Friend," available from OrangeKidsMusic.com*

WORSHIP LEADER: "Hello, everybody! My name is [your name]. If you are ready to worship God, I want you to say, 'Oh yeah!'"

CHILDREN AND WORSHIP LEADER: "Oh yeah!"

WORSHIP LEADER: "Oh, yeah! I love singing and dancing and saying, 'Thank You, God!' for all the wonderful things God has done! God gave us Jesus to be our friend forever and to teach us important things! When I ask, '**Who teaches you important things?**' you say, '**Jesus teaches me important things!**' **Who teaches you important things?**"

CHILDREN AND WORSHIP LEADER: "**Jesus teaches me important things.**"

WORSHIP LEADER: "That's right! **Jesus teaches me important things.** So, stand up on your feet and sing about it with me!"

Lead children in singing "Important Things," this month's worship song.

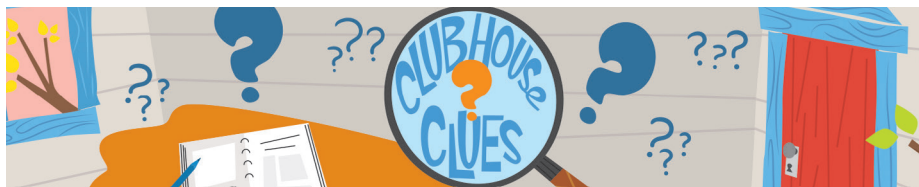
"Jesus teaches us how to love, and share, and be kind! These are such important things! **Who teaches you important things?**"

CHILDREN AND WORSHIP LEADER: "**Jesus teaches me important things.**"

WORSHIP LEADER: "That's right! **Jesus teaches me important things!** The Bible teaches us that when Jesus taught, 'The people (*spread arms out*) were amazed (*hold hands like binoculars, open and shut*) at his teaching,' (*pull O-hands from head*) Matthew 7:28. (*Open hands like a book.*)

"Let's say our memory verse together with the motions too.

Lead children to say the Memory Verse with the motions.



WEEK
TWO
JANUARY 2024

LARGE GROUP
3-5 YEAR
-OLDS
STAGE

PRELUDE

SOCIAL

WORSHIP

STORY

GROUPS

HOME

10 MINUTES

"Way to go! I'm so glad **Jesus wants to be my friend forever**. Let's sing this out.

Lead children in singing "Best Friend."

"There is no friend who is better than Jesus! Thanks for worshipping with me, friends. **[Transition]** And now it's time to turn around, sit down, shake the wiggles out (*wiggle hands*) so we can hear (*cup hands behind ears*) what the story's all about!"

Host enters with the notecard as Worship Leader exits.

INTRO SKETCH

WHAT YOU NEED: Kiddie pool, ball pit balls, coat, water bottle, apple, tape, and items from Week One ("Clue Letter Week One" and "Clue" cutouts)

Preset the prepared pool in the storytelling area.

HOST: "Hey there, friends! I'm [your name]. Ooh, look at this!

Pick up "Clue Letter Week One" and pretend to read.

"It's from [name of children's pastor or lead pastor]. It says (*he/she*) has hidden three clues inside this pool about something important Jesus teaches us. Do you think you can help me? Great! It's time for clue number one.

Sift through the ball pit balls and pull out the coat.

"Oh, look! This is a coat. We wear coats to stay warm when it's cold outside. I wonder what it's doing here. We should look for the next clue and find out.

Sift through the ball pit balls and pull out the water bottle.

"Look, I found a water bottle! We all need water, especially when we play outside. I always make sure I have a water bottle when I'm outside.

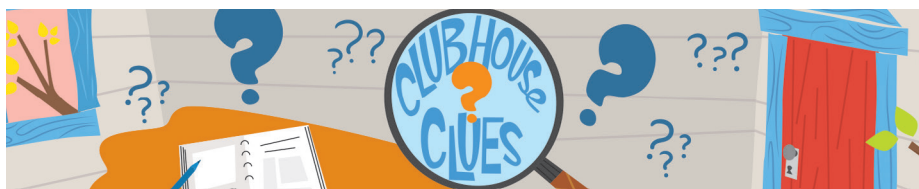
"We have a coat and a water bottle. Two clues. We need to find one more.

Sift through the ball pit balls and pull out the apple.

"It's an apple! I love apples. They're a super-tasty snack.

"We found all three of the clues! We have a coat, a water bottle, and an apple. I think I have it! These are all things we need! I wonder what that has to do with our Bible story today. Are you guys ready to hear it? (*Pause.*) Awesome. See you in a little bit!"

Storyteller enters as Host exits, leaving the coat, water bottle, and apple.



WEEK
TWO
JANUARY 2024

LARGE GROUP
3-5 YEAR
-OLDS
STAGE

PRELUDE

SOCIAL

WORSHIP

STORY

GROUPS

HOME

10 MINUTES

STORY

WHAT YOU NEED: Plush bird; toy grocery cart or basket; food sack from fast food restaurant; artificial or live flower(s); apple, water bottle, coat (*items from Intro Sketch*); and Bible; *Optional Story Images and cardstock*

Preset the grocery cart or basket in the storytelling area. Place the food sack inside the cart or basket, and set the bird and flower(s) nearby.

Storyteller enters, carrying a Bible, as Host exits.

STORYTELLER: "Hello, friends! I'm [your name], and I can't wait to tell you a true story from the Bible.

Open Bible for children to see, then set it down.

"It begins with our good friend, Jesus.

(Option: Display Story Image W2 01)

"One day, Jesus sat down on the ground with His disciples and began teaching them important things. Would you like to hear what Jesus taught them? (*Listens.*) Great!

"Jesus said, 'Look at the birds.'

(Option: Display Story Image W2 02)

Hold up plush bird.

"Awww, I love to watch birds in my yard. When I look in my yard, I see blue birds and red birds and black birds! So many beautiful birds. Jesus taught His disciples that God takes care of the birds.

"Think about it. Do birds have refrigerators in their trees? (*Listen.*) No!

Set the plush bird in the grocery cart, and push the toy grocery cart a few steps.

"And do birds go to the grocery store? (*Laugh.*) No!

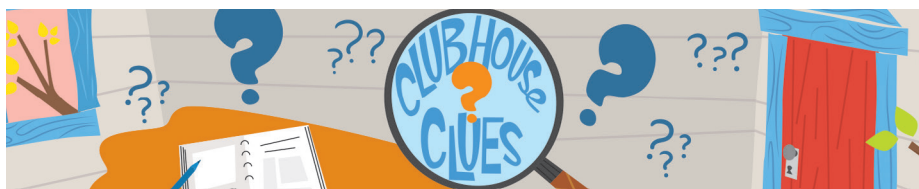
Hold up food sack from the fast food restaurant for children to see.

"And do they just get a kid's meal in the drive-thru? No! Jesus taught that God takes care of the birds! They don't have to plant a garden. God made trees and bushes that give them food.

"Next, Jesus told His disciples to look at the flowers.

(Option: Display Story Image W2 03)

Hold up flower(s) for children to see.



WEEK
TWO
JANUARY 2024

LARGE GROUP
3-5 YEAR
-OLDS
STAGE

PRELUDE

SOCIAL

WORSHIP

STORY

GROUPS

HOME

10 MINUTES

"Flowers are so pretty. God made flowers with the most beautiful colors. There are blue and red and yellow and pink and purple and white and orange flowers too!

"Jesus asked His disciples, 'Do you think these beautiful flowers are worried about what to put on so they will look beautiful?' (*Laughs.*) No! God already made the flowers beautiful!

"Jesus taught His disciples that God takes care of the flowers . . .

Put flower in grocery cart and pick up bird.

". . . and God takes care of the birds.

Put bird in grocery cart.

"Jesus told this story to teach us something very important. God loves us more than flowers and birds! And since God takes care of flowers and birds, that means that God will take care of us too!

Pick up the water bottle and apple from Intro Sketch.

"We don't need to worry about what we're going to eat or drink. Just like God takes care of the birds and gives them food to eat, God will take care of us.

Pick up the coat from Intro Sketch.

"We don't need to worry about the clothes we will wear. Just like God takes care of the flowers and gives them beautiful colors to wear, God will take care of us.

"Jesus teaches us that we don't have to worry. God will take care of us. I'm so glad Jesus teaches us important things.
Who teaches you important things?"

CHILDREN AND STORYTELLER: "Jesus teaches me important things."

STORYTELLER: "Yes, **Jesus teaches me important things.** [Transition] Our story time is over (*pick up and close Bible*), but we're not through. Let's talk to God because God loves you!"

PRAYER

STORYTELLER: "God, thank You for sending Jesus to teach us important things! Help us to remember that just as You take care of the birds and flowers, You take care of us too. What a good God! We love You. In Jesus' name we pray, amen.

"I'll see you next time. Bye!"

Host enters as Storyteller exits, carrying Bible.



WEEK
TWO
JANUARY 2024

LARGE GROUP
3-5 YEAR
-OLDS
STAGE

PRELUDE

SOCIAL

WORSHIP

STORY

GROUPS

HOME

10 MINUTES

OUTRO SKETCH

WHAT YOU NEED: No supplies needed

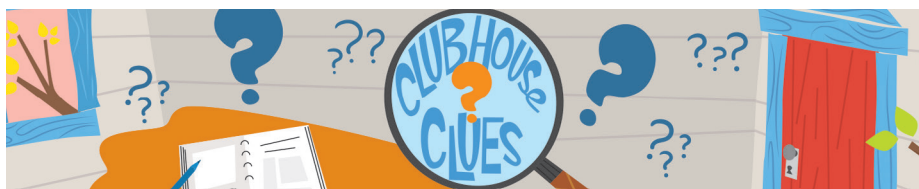
Host enters carrying binoculars as Storyteller exits.

HOST: "Wow! Jesus teaches me important things like God will take care of us. I think I (*point to self*) got the story. Did you (*point to children*) get it? If you did, say, 'Got it!' Get it?" (*Cup one hand behind ear.*)

CHILDREN AND HOST: "Got it!"

HOST: (*Give two thumbs-up.*) "Good! **[Transition]** And now it's time for more Bible fun. There's more to learn. Come on, everyone!"

Host dismisses small groups and exits.



WEEK
TWO
JANUARY 2024

LARGE GROUP
3-5 YEAR
-OLDS
STAGE

PRELUDE

SOCIAL

WORSHIP

STORY

GROUPS

HOME

GETTING READY

HERE'S EVERYTHING YOU NEED TO KNOW TO GET READY FOR THIS WEEK

Gather children for a Large Group time that includes interactive worship, the introductory sketch, and the Bible story. The Stage Script is written for those who gather their preschoolers together from multiple rooms and have a larger space on which to present the Bible story. If you are pulling your children to a rug on one side of your preschool space, you may benefit from using the Rug Script.

WORSHIP: INVITING PEOPLE TO RESPOND TO GOD (10 MINUTES)

A Worship Leader and live instruments are recommended to sing along with the music tracks. Encourage children to be active during worship by incorporating the appropriate hand motions.

STORY: COMMUNICATING GOD'S TRUTH IN ENGAGING WAYS (10 MINUTES)

Choose an adult or teenager who relates well to preschoolers to tell the Introductory Sketch. If possible, use the same person for an entire month, as the Host role stays the same each month.

Choose an engaging adult to tell the Bible story. This person should be able to command the attention of preschoolers and control the group through animated storytelling. These scripts are written to be "told" and not "read." Advanced preparation is necessary.

1. WORSHIP

WHAT YOU NEED:

- Leader(s)
- Instruments or music player
- "Memory Verse Card" from Week One, placed in Bible at Matthew 7:28

MUSIC AND SOUND EFFECTS:

- This month's worship song, "Important Things," included in your monthly files
- "Best Friend," available on the Amazing album on OrangeKidsMusic.com

OPTIONAL VIDEOS (AVAILABLE FOR PURCHASE):

- Dance Moves Music Video for "Important Things," available in the Media Package if you subscribe or from OrangeKidsMusic.com
- Dance Moves Music Video for "Best Friend," available from OrangeKidsMusic.com

WHAT YOU DO:

- Download all songs (available on OrangeKidsMusic.com) and have them ready to use.



WEEK
TWO
JANUARY 2024

LARGE GROUP
3-5 YEAR
-OLDS
STAGE

PRELUDE

SOCIAL

WORSHIP

STORY

GROUPS

HOME

GETTING READY

HERE'S EVERYTHING YOU NEED TO KNOW TO GET READY FOR THIS WEEK

2. INTRO/OUTRO SKETCH

WHAT YOU NEED:

- Kiddie pool
- Ball pit balls
- Coat
- Water bottle
- Apple
- Tape
- Items from Week One:
 - "Clue Letter Week One"
 - "Clues" cutouts

WHAT YOU DO:

- Preset pool in storytelling area.
- Place the coat, water bottle, and apple in three different areas of the pool.
- Cover items with ball pit balls.
- Tape the "Clues" cutouts to the pool so the audience can see them.
- Set "Clue Letter Week One" beside the pool.

3. BIBLE STORY

WHAT YOU NEED:

- Plush bird
- Toy grocery cart or basket
- Food sack from fast food restaurant
- Artificial or live flower(s)
- Items from Intro Sketch: apple, water bottle, and coat
- Bible
- *Optional cardstock*

LARGE GROUP VISUALS:

- Story Image W2 01
- Story Image W2 02
- Story Image W2 03

WHAT YOU DO:

- Place the food sack inside the grocery cart or basket.
- Preset the grocery cart or basket in the storytelling area with the bird and flower(s) nearby.
- *Option: Copy the Optional Story Images on cardstock or download them to display on a screen.*

SUPPLEMENTAL RESOURCES

WONDER, LOOK AT GOD'S STORY: First Look offers weekly introductory sketches and Bible stories on the DVD titled "Wonder, Look at God's Story." This DVD is available for purchase at OrangeStore.org or as part of your monthly Media Package.

FIRST LOOK PINTEREST PAGE

- Visit our Pinterest page to see craft samples and suggested supplies. bit.ly/FL_ClubhouseClues