



WEEK
THREE
JANUARY 2024

LARGE GROUP
3-5 YEAR
-OLDS
STAGE

TODAY'S SUGGESTED SCHEDULE

BIBLE STORY

Jesus teaches us that
we can share.

BIGGER BARNs

ACTS 2:45; LUKE 12:16-23

MEMORY VERSE

"The people were amazed
at his teaching."

MATTHEW 7:28, NCV

KEY QUESTION

Who teaches you
important things?

BOTTOM LINE

Jesus teaches me
important things.

BASIC TRUTH

Jesus wants to be
my friend forever.

PRELUDE: Setting the tone for the experience

See the **Getting Ready** pages at the end of this document for a detailed description of what you'll need for today.

In the **Prelude** folder of your curriculum, you'll find a variety of other resources to help you prepare.

SMALL GROUP

15
MIN

SOCIAL: Providing time for fun interaction

Offer one or more of these activities as preschoolers arrive.

Fill the Tunnel
Big Barn, Little Barn
Bible Teaches

LARGE GROUP

20
MIN

WORSHIP: Inviting people to respond to God

STORY: Communicating God's truth in engaging ways


"Important Things," "Amazing"
Bible Story
Prayer

SMALL GROUP

25
MIN

GROUPS: Creating a safe place to connect

Offer as many of these activities as your time, facilities, resources,
and leadership allow.

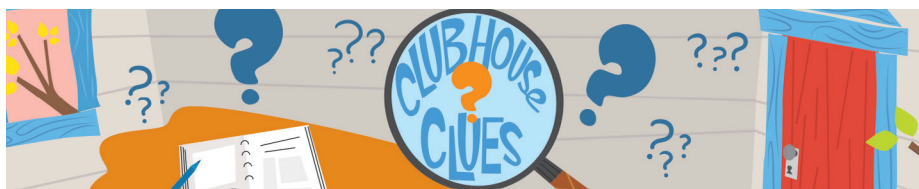
Sing the Memory Verse
All Tangled Up
What Will You Share?
Sticker Sharing
Sharing Barn 
Journal and Prayer

HOME: Prompting action beyond the experience

Going Home
Memory Verse Card
Parent Cue Card (print or email)
Parent Cue App



This symbol indicates an activity
with potential allergens. Be sure
to post allergy alert sign and
inform parents at drop-off.



WEEK
THREE
JANUARY 2024

LARGE GROUP
3-5 YEAR
-OLDS
STAGE

PRELUDE

SOCIAL

WORSHIP

STORY

GROUPS

HOME

10 MINUTES

BIBLE STORY

Jesus teaches us that
we can share.

BIGGER BARNES
ACTS 2:45; LUKE 12:16-23

MEMORY VERSE

"The people were amazed
at his teaching."

MATTHEW 7:28, NCV

KEY QUESTION

Who teaches you
important things?

BOTTOM LINE

Jesus teaches me
important things.

BASIC TRUTH

Jesus wants to be
my friend forever.

LARGE GROUP

ENGAGE CHILDREN'S HEARTS THROUGH A DYNAMIC AND
INTERACTIVE WORSHIP, BIBLE STORY, AND PRAYER EXPERIENCE
IN A LARGE GROUP SETTING.

WORSHIP

WHAT YOU NEED: "Memory Verse Card" from Week One in Bible; instruments or music player; this month's worship song, "Important Things," included in your monthly files; and "Amazing," available on OrangeKidsMusic.com; Optional Dance Moves Video for "Important Things," available in the Media Package if you subscribe or from OrangeKidsMusic.com, and "Amazing," available from OrangeKidsMusic.com

WORSHIP LEADER: "Hey, friends! I'm so happy to see your bright, happy faces! Because it's my favorite time of the week! We can sing and dance and say, 'Thank You, God!' for sending Jesus. We've been learning all month long about all the important things Jesus teaches us! **Who teaches you important things?"**

CHILDREN AND WORSHIP LEADER: **"Jesus teaches me important things."**

WORSHIP LEADER: "Yes, Jesus teaches us SO many important things. So, stand up on your feet and let's sing this out."

Lead children in singing "Important Things," this month's worship song.

"Awesome! Jesus teaches us important things we really need to know! The Bible teaches us that: 'The people (*spread arms out*) were amazed (*hold hands like binoculars, open and shut*) at his teaching,' (*pull O-hands from head*) Matthew 7:28. (*Open hands like a book.*) Let's learn our Memory verse together. Let's say it together.

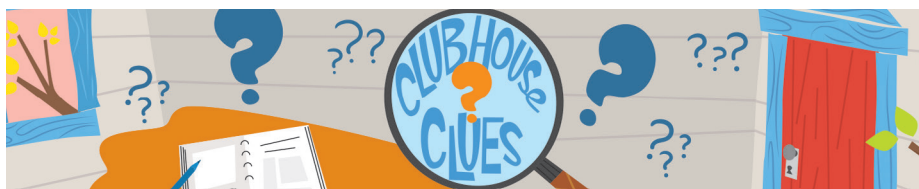
Repeat the verse and motions with the children.

"'The people (*spread arms out*) were amazed (*hold hands like binoculars, open and shut*) at his teaching,' (*pull O-hands from head*) Matthew 7:28. (*Open hands like a book.*)

"The people were amazed at all the important things Jesus had to say! Let's sing this together."

Lead children in singing "Amazing."

"Jesus' love will never end. He's my forever friend. I'm SO glad to have a friend like Jesus who teaches us so many important things. **[Transition]** And now it's time to turn around, sit down, shake the wiggles out (*wiggle hands*) so we can hear (*cup hands behind ears*) what the story's all about!"



WEEK
THREE
JANUARY 2024

LARGE GROUP
3-5 YEAR
-OLDS
STAGE

PRELUDE

SOCIAL

WORSHIP

STORY

GROUPS

HOME

10 MINUTES

INTRO SKETCH

WHAT YOU NEED: "Punch Cups" Activity Pages; copy paper; table; tablecloth; foam core board or cardboard; tabletop easel or easel-back poster stands; disposable plastic cups; red, green, blue, and yellow tissue paper; rubber bands; utility knife; hot glue gun; tape; permanent marker; and "Clue Letter Week One" from Week One

Preset table in storytelling area and cover with tablecloth. Set prepared "barns" and pitchers under the table for the Bible Story. Set the prepared punch cup game on the easel on the table. Lean "Clue Letter Week One" against the punch cup game so children can see the clue symbol.

Host enters as Worship Leader exits.

HOST: "Hi, friends! I'm [your name]. Welcome to [your environment's name or story time]! And guess what I found!

Pick up "Clue Letter Week One" and pretend to read.

"It's from [name of children's pastor or lead pastor]. It says (he/she) hid four clues about today's story in some of these cups. I have to punch through the paper to find the clue.

Look at the cups.

"Are you ready to help me? Should we start with the red one or the blue one? (Listen.) Okay! Let's try the red one.

Punch into the red cup and pull out the Apple clue. Unfold clue and show to children.

"What is this? Listen. Yes, it's an apple! Apples are a yummy snack.

"Let's find another clue. Should I do green or yellow? (Listen.) Yellow!

Punch into the yellow cup and pull out the Crayons clue. Unfold clue and show to children.

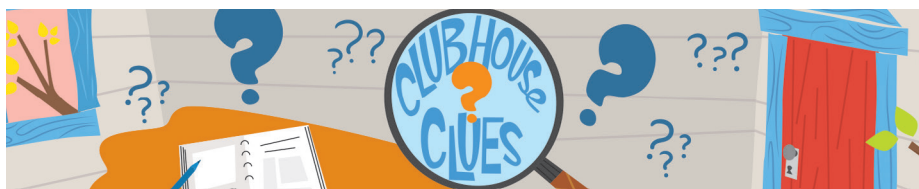
"Who knows what this is? (Listen.) Yes! Crayons are so colorful. They are my favorite thing to draw with. Raise your hand if you like crayons. (Look for response.) Ooh, so many of you!

"Okay. Let's punch one more cup. Should I open blue or green? (Listen.) Blue it is!

Punch into the blue cup and pull out the slide clue. Unfold clue and show to children.

"It's a slide! Raise your hand if you like to go down the slide. (Pause.) Me too!

Host holds up each item to review. Then push the game board to one side of the table, out of the way.



WEEK
THREE
JANUARY 2024

LARGE GROUP
3-5 YEAR
-OLDS
STAGE

PRELUDE

SOCIAL

WORSHIP

STORY

GROUPS

HOME

10 MINUTES

"We have snacks, crayons, and a slide. Hmmm . . . I wonder what our story is about. I think that we're about to find out! See you in a little while."

Storyteller enters as Host exits, leaving the punch cup game behind.

STORY

WHAT YOU NEED: Table (from Intro), "Barns" Activity Pages, cardstock, small box or gift bag, large box or gift bag, popped popcorn or cornflakes, two large pitchers, clear packaging tape, straw hat, and Bible; Optional 11" x 17" cardstock, Optional: wadded-up paper; *Optional Story Images* and cardstock

Storyteller enters, carrying a Bible and straw hat, as Host exits.

STORYTELLER: "Hello, friends! I'm [your name], and I can't wait to tell you a true story from the Bible.

Open Bible for children to see, then set it down on the table.

"Today's true story from the Bible is an important story that Jesus told.

(Option: Display Story Image W3 01)

"It begins with a farmer.

Put on straw hat.

"This farmer grew a lot of good food.

(Option: Display Story Image W3 02)

"Like a LOT of food.

Put pitchers in the center of table.

"And he needed a place to put all that food. Where do you think the farmer put his food?

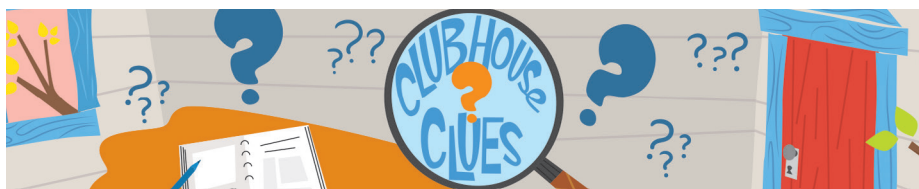
Set the small barn on one side of the table.

"Yes! The farmer needed to put all the food into the barn. Okay, the food is going in the barn. Can you tell me when the barn is full? Just yell 'STOP!' Ready?

Storyteller pours the popcorn into small barn. If children do not yell stop, ask them if they think it is full.

"Oh, I think the barn is full! Uh-oh!

(Option: Display Story Image W3 03)



WEEK
THREE
JANUARY 2024

LARGE GROUP
3-5 YEAR
-OLDS
STAGE

PRELUDE

SOCIAL

WORSHIP

STORY

GROUPS

HOME

10 MINUTES

"The barn is full, but there's still more food. (*Gesture to pitchers.*) What should the farmer do with all the extra food? He had an idea! He would build a BIGGER barn!"

Set the bigger barn on the opposite side of the table.

(Option: Display Story Image W3 04)

"The farmer could fill it up and keep ALL the food for himself. It would be WAY more food than he needed, but he wanted to keep it all.

Pour the remaining popcorn into the BIGGER barn.

"Could the farmer have shared the food? (*Listen.*) Yes, he could have helped a lot of people!

"Jesus told this story to teach us that it is important to share what we have.

"What can YOU share with others?

"Raise your hand if you could share a snack. (*Pause.*) Yes! You could share a snack!

"Raise your hand if you could share a toy. (*Pause.*) Yes! You could share a toy!

"What about a turn on the swing? (*Pause.*) Of course! We can share all those things.

"That's the very important thing that Jesus teaches us in this story. God wants us to share. I'm so glad Jesus teaches us important things. **Who teaches you important things?"**

CHILDREN AND STORYTELLER: "Jesus teaches me important things!"

STORYTELLER: "Yes, **Jesus teaches me important things!** Jesus teaches us to share. That's a very important thing! **[Transition]** Our story time is over (*pick up and close Bible*), but we're not through. Let's talk to God because God loves you!"

PRAYER

STORYTELLER: "God, thank You SO much for sending Jesus to teach us very important things. Help us to share with others this week! Jesus is the BEST forever friend! In Jesus' name we pray, amen."

"I'll see you next time. Bye, friends!"

Host enters as Storyteller exits, carrying Bible.



WEEK
THREE
JANUARY 2024

LARGE GROUP
3-5 YEAR
-OLDS
STAGE

PRELUDE

SOCIAL

WORSHIP

STORY

GROUPS

HOME

10 MINUTES

OUTRO SKETCH

WHAT YOU NEED: Punch cup game from Intro

Host enters as Storyteller exits.

HOST: "Wow! Jesus taught us we should share, and that is SUPER important.

"I think I (*point to self*) got the story. Did you (*point to children*) get it? If you did, say, 'Got it!' Get it?" (*Cup one hand behind ear.*)

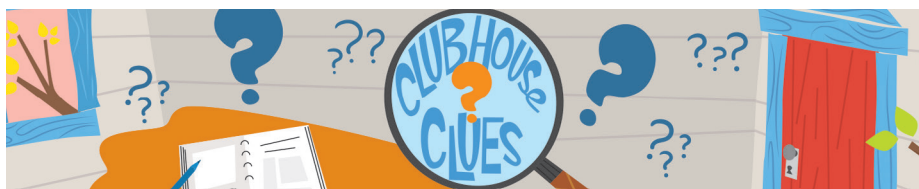
CHILDREN AND HOST: "Got it!"

HOST: (*Give two thumbs-up.*) "Good! Let's open the last clue.

Punch into the last cup and pull out the swing set clue. Unfold clue and show to children.

"It's swings! Oh, I know what these clues have in common. These are all things we can share. I could swing a million times in a row, but you know what? I think it might be fun to share a few turns too. **[Transition]** And now it's time for more Bible fun. There's more to learn. Come on, everyone!"

Host dismisses small groups and exits.



WEEK
THREE
JANUARY 2024

LARGE GROUP
3-5 YEAR
-OLDS
STAGE

PRELUDE

SOCIAL

WORSHIP

STORY

GROUPS

HOME

GETTING READY

HERE'S EVERYTHING YOU NEED TO KNOW TO GET READY FOR THIS WEEK

Gather children for a Large Group time that includes interactive worship, the introductory sketch, and the Bible story. The Stage Script is written for those who gather their preschoolers together from multiple rooms and have a larger space on which to present the Bible story. If you are pulling your children to a rug on one side of your preschool space, you may benefit from using the Rug Script.

WORSHIP: INVITING PEOPLE TO RESPOND TO GOD (10 MINUTES)

A Worship Leader and live instruments are recommended to sing along with the music tracks. Encourage children to be active during worship by incorporating the appropriate hand motions.

STORY: COMMUNICATING GOD'S TRUTH IN ENGAGING WAYS (10 MINUTES)

Choose an adult or teenager who relates well to preschoolers to tell the Introductory Sketch. If possible, use the same person for an entire month, as the Host role stays the same each month.

Choose an engaging adult to tell the Bible story. This person should be able to command the attention of preschoolers and control the group through animated storytelling. These scripts are written to be "told" and not "read." Advanced preparation is necessary.

1. WORSHIP

WHAT YOU NEED:

- Leader(s)
- Instruments or music player
- "Memory Verse Card" from Week One, placed in Bible at Matthew 7:28

MUSIC AND SOUND EFFECTS:

- This month's worship song, "Important Things," included in your monthly files
- "Amazing," available on the Amazing album from OrangeKidsMusic.com

OPTIONAL VIDEOS (AVAILABLE FOR PURCHASE):

- Dance Moves Music Video for "Important Things," available in the Media Package if you subscribe or from OrangeKidsMusic.com

- Dance Moves Music Video for "Amazing," available from OrangeKidsMusic.com

WHAT YOU DO:

- Download all songs (available on OrangeKidsMusic.com) and have them ready to use.

2. INTRO/OUTRO SKETCH

WHAT YOU NEED:

- "Punch Cups" Activity Pages
- Copy paper
- Table
- Tablecloth (It needs to reach the floor on the front of the table to conceal the barns.)
- Foam core board or cardboard
- Tabletop easel or easel-back poster stands (such as a.co/d/ai5HI7k)
- Disposable plastic cups, four per Large Group
- Red, green, blue, and yellow tissue paper
- Rubber bands, four
- Utility knife and Hot glue gun
- Tape
- Permanent marker
- "Clue Letter Week One" from Week One

WHAT YOU DO:

- Copy "Punch Cups" onto copy paper, one set per Large Group.
- Cut foam core board or cardboard into an 18" square.
- Create a punch cup game board by attaching the bottoms of the four cups to the foam core board with hot glue.
- Fold "Punch Cups" to fit inside the cups and place in cups.
- Cover cups with tissue paper as indicated below and secure with rubber band.
- Apple: red
- Crayons: yellow
- Slide: blue
- Swing set: green
- Draw a small "X" on the top of the red, yellow, and blue cups so you can easily remember which cup to "choose" during the Intro Sketch.
- You will not punch through the green cup during the Intro Sketch. You will punch through the green cup during the Outro Sketch.



WEEK
THREE
JANUARY 2024

LARGE GROUP
3-5 YEAR
-OLDS
STAGE

PRELUDE

SOCIAL

WORSHIP

STORY

GROUPS

HOME

GETTING READY

HERE'S EVERYTHING YOU NEED TO KNOW TO GET READY FOR THIS WEEK

3. BIBLE STORY

WHAT YOU NEED:

- Table
- "Barns" Activity Pages
- Cardstock
- Small box (*cereal or packing box*) or gift bag
- Large box (*cereal or packing box*) or gift bag
- *NOTE:* If possible, choose boxes or bags with similar shapes so the only difference is that one is larger.
- Popped popcorn or cornflakes
- Two large pitchers
- Clear packaging tape
- Straw hat
- Bible
- *Optional:* 11" x 17" cardstock
- *Optional:* wadded-up paper
- *Optional:* Story Images and cardstock

LARGE GROUP VISUALS:

- Story Image W3 01
- Story Image W3 02
- Story Image W3 03
- Story Image W3 04

WHAT YOU DO:

- Copy the "Barns" onto cardstock and cut out with windows and doorways as indicated.
- Option: Enlarge and copy "Barns" onto 11" x 17" cardstock (*or larger*) paper to fit your boxes.
- Hold up the Barn cutouts to the boxes and trace the openings for the windows and doorways.
- Cut out the openings on the boxes.
- Cover the openings with clear packaging tape to create windows.
- Tape the barn cutouts to the front of the boxes to create two barns.
- Option: Fill the back half of the barns with wadded-up paper and secure with tape. This will decrease the amount of "food" filler you need to use while still allowing children to see the barns filling up.
- Pour popcorn or cornflakes into the pitchers.
- Preset the two prepared barns and pitchers under table in storytelling area.
- *Option:* Copy the *Optional Story Images* on cardstock or download them to display on a screen.

SUPPLEMENTAL RESOURCES

WONDER, LOOK AT GOD'S STORY: First Look offers weekly introductory sketches and Bible stories on the DVD titled "Wonder, Look at God's Story." This DVD is available for purchase at OrangeStore.org or as part of your monthly Media Package.

FIRST LOOK PINTEREST PAGE

- Visit our Pinterest page to see craft samples and suggested supplies. bit.ly/FL_ClubhouseClues