

WEEK
FOUR
JANUARY 2024

LARGE GROUP
3-5 YEAR
-OLDS
STAGE

TODAY'S SUGGESTED SCHEDULE

BIBLE STORY

Jesus teaches us that
God loves us
no matter what.

PRODIGAL SON
LUKE 15:11-24

MEMORY VERSE

"The people were amazed
at his teaching."

MATTHEW 7:28, NCV

KEY QUESTION

Who teaches you
important things?

BOTTOM LINE

Jesus teaches me
important things.

BASIC TRUTH

Jesus wants to be
my friend forever.

PRELUDE: Setting the tone for the experience

See the **Getting Ready** pages at the end of this document for a detailed description of what you'll need for today.

In the **Prelude** folder of your curriculum, you'll find a variety of other resources to help you prepare.

SMALL GROUP

15
MIN

SOCIAL: Providing time for fun interaction

Offer one or more of these activities as preschoolers arrive.

Picture Clues
Rolling Hearts
Shop with Ollie

LARGE GROUP

20
MIN

WORSHIP: Inviting people to respond to God

STORY: Communicating God's truth in engaging ways

"Important Things," "Best Friend"
Bible Story
Prayer

SMALL GROUP

25
MIN

GROUPS: Creating a safe place to connect

Offer as many of these activities as your time, facilities, resources, and leadership allow.

Memory Verse Party Hat
Great Big Heart
The Special Chair
Story Search
Run to the Prodigal Son
Journal and Prayer

HOME: Prompting action beyond the experience

Going Home
Memory Verse Card
Parent Cue Card (*print or email*)
Parent Cue App



WEEK
FOUR
JANUARY 2024

LARGE GROUP
3-5 YEAR
-OLDS
STAGE

PRELUDE

SOCIAL

WORSHIP

STORY

GROUPS

HOME

10 MINUTES

BIBLE STORY

Jesus teaches us that
God loves us
no matter what.

PRODIGAL SON
LUKE 15:11-24

MEMORY VERSE

"The people were amazed
at his teaching."

MATTHEW 7:28, NCV

KEY QUESTION

Who teaches you
important things?

BOTTOM LINE

Jesus teaches me
important things.

BASIC TRUTH

Jesus wants to be
my friend forever.

LARGE GROUP

ENGAGE CHILDREN'S HEARTS THROUGH A DYNAMIC AND
INTERACTIVE WORSHIP, BIBLE STORY, AND PRAYER EXPERIENCE
IN A LARGE GROUP SETTING.

WORSHIP

WHAT YOU NEED: "Memory Verse Card" from Week One in Bible; instruments or music player; this month's worship song, "Important Things," included in your monthly files; and "Best Friend," available on OrangeKidsMusic.com; *Optional Dance Moves Videos for "Important Things," available in the Media Package if you subscribe or from OrangeKidsMusic.com, and "Best Friend," available from OrangeKidsMusic.com*

WORSHIP LEADER: "Hi, everyone! My name is [your name]. I'm so happy you're here today. We're learning that **Jesus teaches me important things! Who teaches you important things?**"

CHILDREN AND WORSHIP LEADER: "**Jesus teaches me important things.**"

WORSHIP LEADER: "That's right! **Jesus teaches me important things.** Stand up and let's sing about that together."

Lead children in singing "Important Things," this month's worship song.

"What a fun song! Great job, friends. **Jesus teaches me important things!** Let's say our Memory Verse together with the motions too. Watch me first, and then do it with me.

"The people (spread arms out) were amazed (hold hands like binoculars, open and shut) at his teaching; (pull O-hands from head) Matthew 7:28. (Open hands like a book.)

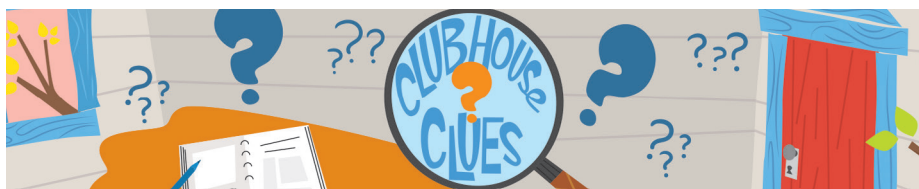
Repeat the verse and motions with the children.

"The people WERE amazed because Jesus teaches us so many important things. There is no better friend than Jesus. Sing this with me."

Lead children in singing "Best Friend."

"There is no friend who is better than Jesus! I'm SO glad **Jesus wants to be my friend forever.** One more time, **who teaches you important things?**"

CHILDREN AND WORSHIP LEADER: "**Jesus teaches me important things.**"



WEEK
FOUR
JANUARY 2024

LARGE GROUP
3-5 YEAR
-OLDS
STAGE

PRELUDE

SOCIAL

WORSHIP

STORY

GROUPS

HOME

10 MINUTES

WORSHIP LEADER: "You've got it! **[Transition]** And now it's time to turn around, sit down, shake the wiggles out (*wiggle hands*), so we can hear (*cup hands behind ears*) what the story's all about!"

Host enters as Worship Leader exits.

INTRO SKETCH

WHAT YOU NEED: "Clue Letter Week Four" Activity Page, cardstock, small table, red construction paper, scissors, tape, and "Clues" from Week One

Preset the three prepared clues by hanging them from the front edge of the table or taping them to a wall in your storytelling environment. Set "Clue Letter Week Four" nearby where the children can see it.

Host enters as Worship Leader exits.

HOST: "Hi, friends! Welcome to [your environment's name or story time]! My name is [your name]. Oh, wow!"

Pick up "Clue Letter Week Four" and show children.

"It looks like [name of children's pastor or lead pastor] left us three more clues. The note says, (*reading note aloud*)

"Hello, friends!
I left three clues all in a row.
Turn them over to see something
Jesus wants you to know."

"Let's look at the first clue. Can you say: 'One, two, what is the clue?'"

CHILDREN AND HOST: "One, two, what is the clue?"
Turn over the first clue.

HOST: "It's a heart! I love hearts. Let's look at the next one. Ready? Say: 'One, two, what is the clue?'"

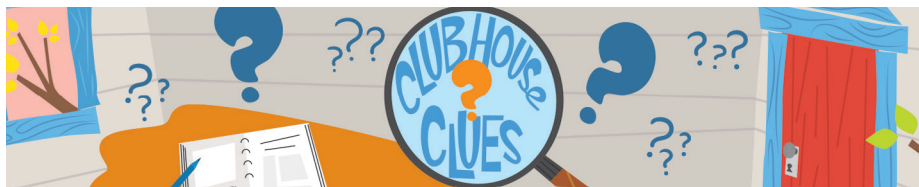
CHILDREN AND HOST: "One, two, what is the clue?"
Turn over the second clue.

HOST: "Oh, it's another heart. Okay, let's look at the last clue. Ready? Say it with me!"

CHILDREN AND HOST: "One, two, what is the clue?"
Turn over the third clue.

HOST: "What? There is ANOTHER heart? (*Confused.*) Hmm, I wonder what these hearts have to do with our Bible Story today. I can't wait to find out!"

Storyteller enters as Host exits.



WEEK
FOUR
JANUARY 2024

LARGE GROUP
3-5 YEAR
-OLDS
STAGE

PRELUDE

SOCIAL

WORSHIP

STORY

GROUPS

HOME

10 MINUTES

STORY

WHAT YOU NEED: Small table (*from Intro*), dry-erase board, dry-erase marker, easel, play paper money, backpack, teacup, robe, toy ring, small bin, dad volunteer, and Bible; Optional: poster board or large piece of cardboard with markers; Optional: Story Images and cardstock

Preset the prepared dry-erase board on the easel on one side of your storytelling area. Set the backpack beside the easel.

Storyteller enters, carrying a Bible and small bin, as Host exits.

STORYTELLER: "Hello, friends! I'm [your name]!"

Set bin on table.

"I am here to share a true story from the Bible with you!"

Open Bible for children to see, then set it down.

"Today's story begins with Jesus teaching something very important.

(Option: Display Story Image W5 01)

"One day, Jesus told some people a story about a dad . . .

Gesture to dad volunteer as he enters, carrying money.

". . . and his son.

Walk to dad.

(Option: Display Story Image W5 02)

"The dad had saved a lot of money to give to his son when the son was MUCH older. But, one day the son asked his dad to give him all the money right NOW.

Put hand out as if to ask for money.

"And the dad gave it to him.

Dad hands you money.

"What do you think the son did? Raise your hand if you think the son stayed with the dad. (Pause.)
Raise your hand if you think the son left and went somewhere else. (Pause.)

"Yes, the son left.

Dad exits.



WEEK
FOUR
JANUARY 2024

LARGE GROUP
3-5 YEAR
-OLDS
STAGE

PRELUDE

SOCIAL

WORSHIP

STORY

GROUPS

HOME

10 MINUTES

"He took the money and went far away from home.

Grab the backpack from behind the dry-erase board.

"The son took his dad's money and spent it on EVERYTHING!

Slowly walk toward table, tossing money in the air as if wasting it.

(Option: Display Story Image W5 03)

"He bought fancy clothes. He ate really fancy food.

Stop at table. Pick up a teacup from the bin and pretend to take a drink—don't forget to raise your pinky to be fancy! Put teacup back in bin.

"The son spent money with all of his friends and then . . . whoops!

Toss the rest of the money in the bin.

"The money was ALL GONE. Everyone say: 'All gone!'"

CHILDREN AND STORYTELLER: "All gone!"

STORYTELLER: "There was NO MORE money. The son didn't know what to do. He didn't have a bed to sleep in or any food to eat. He was so hungry he even thought about eating pig food!

(Option: Display Story Image W5 04)

"Everyone say: 'Eew!'"

CHILDREN AND STORYTELLER: "Eew!"

STORYTELLER: "The son was really hungry, and he was so sorry for what he had done. The son wanted to go back home, but he didn't know if his dad would let him.

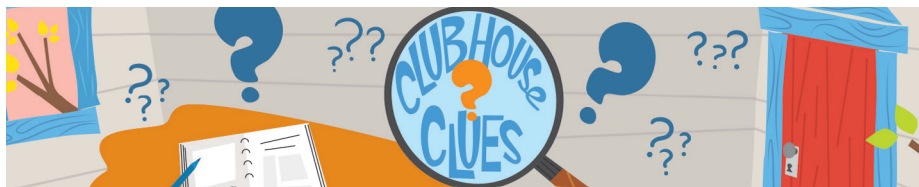
"After thinking about it, the son decided to go home.

Turn toward house.

"And, when his dad saw his son coming, he was SO happy to see him. The dad ran to his son!

(Option: Display Story Image W5 05)

Dad volunteer runs in, carrying robe and ring, and hugs Storyteller.



WEEK
FOUR
JANUARY 2024

LARGE GROUP
3-5 YEAR
-OLDS
STAGE

PRELUDE

SOCIAL

WORSHIP

STORY

GROUPS

HOME

10 MINUTES

"The dad hugged his son, and he gave his son a new robe and ring and shoes.

Dad helps Storyteller put on robe and ring and then exits.

"The dad loved his son no matter what. He even threw a big party because his son was home!

"Jesus told this story because He wants to teach us something VERY important. He wants us to know that God loves US no matter what. I'm so glad Jesus teaches us important things. **Who teaches you important things?"**

CHILDREN AND STORYTELLER: "Jesus teaches me important things!"

STORYTELLER: "Yes, **Jesus teaches me important things.** [Transition] Our story time is over (*pick up and close Bible*), but we're not through. Let's talk to God because God loves you!"

PRAYER

STORYTELLER: "Heavenly Father, thank You for this story Jesus told to teach us something very important! Just as the father in the story loved his son no matter what, we know that YOU love us no matter what! Thanks for loving us, all the time, every single minute of every single day. We love You, God. In Jesus' name we pray, amen.

"I'll see you next time. Bye!"

Host enters as Storyteller exits, carrying Bible.

OUTRO SKETCH

WHAT YOU NEED: Clues from Intro

The three clues should still be hanging from the table.

Host enters as Storyteller exits.

HOST: "Wow! Jesus teaches us that God loves us no matter what. That is important!

"I think I (*point to self*) got the story. Did you (*point to children*) get it? If you did, say, 'Got it!' Get it?" (*Cup one hand behind ear.*)

CHILDREN AND HOST: "Got it!"

HOST: (*Give two thumbs-up.*) "Good!

"Now I see (*point to three hearts*) love, love, love! God loves us no matter what. Wow! I'm so glad God loves you and me SO much! And I'm SO glad Jesus teaches us so many important things. [Transition] And now it's time for more Bible fun. There's more to learn. Come on, everyone!"

Host dismisses small groups and exits.



WEEK
FOUR
JANUARY 2024

LARGE GROUP
3-5 YEAR
-OLDS
STAGE

PRELUDE

SOCIAL

WORSHIP

STORY

GROUPS

HOME

GETTING READY

HERE'S EVERYTHING YOU NEED TO KNOW TO GET READY FOR THIS WEEK

Gather children for a Large Group time that includes interactive worship, the introductory sketch, and the Bible story. The Stage Script is written for those who gather their preschoolers together from multiple rooms and have a larger space on which to present the Bible story. If you are pulling your children to a rug on one side of your preschool space, you may benefit from using the Rug Script.

WORSHIP: INVITING PEOPLE TO RESPOND TO GOD (10 MINUTES)

A Worship Leader and live instruments are recommended to sing along with the music tracks. Encourage children to be active during worship by incorporating the appropriate hand motions.

STORY: COMMUNICATING GOD'S TRUTH IN ENGAGING WAYS (10 MINUTES)

Choose an adult or teenager who relates well to preschoolers to tell the Introductory Sketch. If possible, use the same person for an entire month, as the Host role stays the same each month.

Choose an engaging adult to tell the Bible story. This person should be able to command the attention of preschoolers and control the group through animated storytelling. These scripts are written to be "told" and not "read." Advanced preparation is necessary.

1. WORSHIP

WHAT YOU NEED:

- Leader(s)
- Instruments or music player
- "Memory Verse Card" from Week One, placed in Bible at Matthew 7:28

MUSIC AND SOUND EFFECTS:

- This month's worship song, "Important Things," included in your monthly files
- "Best Friend," available on the Amazing album on OrangeKidsMusic.com

OPTIONAL VIDEOS (AVAILABLE FOR PURCHASE):

- Dance Moves Music Video for "Important Things," available in the Media Package if you subscribe or from OrangeKidsMusic.com

- Dance Moves Music Video for "Best Friend," available from OrangeKidsMusic.com

WHAT YOU DO:

- Download all songs (available on OrangeKidsMusic.com) and have them ready to use.

2. INTRO/OUTRO SKETCH

WHAT YOU NEED:

- "Clue Letter Week Four" Activity Page
- Cardstock
- Small table
- Red construction paper
- Scissors
- Tape
- Items from Week One: "Clues" cutouts

WHAT YOU DO:

- Copy "Clue Letter Week Four" on cardstock and cut off copying directions.
- Cut out three hearts from the red construction paper and tape onto the backside of Clues cutouts from Week One.
- *Option: If you have a large storytelling area and audience, make three additional copies of the first page of "Clue Letter Week Four." Cut out large hearts and tape onto the backside of the three copies.*
- Tape the clues in a row on the front side of the table or on a wall in your storytelling area.



WEEK
FOUR
JANUARY 2024

LARGE GROUP
3-5 YEAR
-OLDS
STAGE

PRELUDE

SOCIAL

WORSHIP

STORY

GROUPS

HOME

GETTING READY

HERE'S EVERYTHING YOU NEED TO KNOW TO GET READY FOR THIS WEEK

3. BIBLE STORY

WHAT YOU NEED:

- Small table (*from Intro*)
- Dry-erase board
- Dry-erase marker
- Easel
- Play paper money
- Backpack
- Teacup
- Robe
- Toy ring
- Small bin
- Dad volunteer
- *Optional: poster board or large piece of cardboard with markers in place of dry-erase board and markers*
- *Optional: cardstock*

LARGE GROUP VISUALS:

- Story Image W4 01
- Story Image W4 02
- Story Image W4 03
- Story Image W4 04
- Story Image W4 05

WHAT YOU DO:

- Draw a large house on the dry-erase board.
- Preset the easel on one side of your storytelling area and set the dry-erase board on it.
- Place backpack beside easel.
- Put the play paper money and the teacup in the small bin.
- Preselect a dad to volunteer to help tell the Bible Story. Make sure he is familiar with the script, where he should enter and exit the stage, and when he should carry props.
- *Option: Copy the Optional Story Images on cardstock or download them to display on a screen.*

SUPPLEMENTAL RESOURCES

WONDER, LOOK AT GOD'S STORY: First Look offers weekly introductory sketches and Bible stories on the DVD titled "Wonder, Look at God's Story." This DVD is available for purchase at OrangeStore.org or as part of your monthly Media Package.

FIRST LOOK PINTEREST PAGE

- Visit our Pinterest page to see craft samples and suggested supplies. bit.ly/FL_ClubhouseClues