

WEEK
TWO
JANUARY 2024

SMALL GROUP
3-5 YEAR
-OLDS

TODAY'S SUGGESTED SCHEDULE

BIBLE STORY

Jesus teaches that
God cares for us.

BIRDS AND FLOWERS
MATTHEW 6:25-34

MEMORY VERSE

"The people were amazed
at his teaching."

MATTHEW 7:28, NCV

KEY QUESTION

Who teaches you
important things?

BOTTOM LINE

Jesus teaches me
important things.

BASIC TRUTH

Jesus wants to be
my friend forever.

PRELUDE: Setting the tone for the experience

See the **Getting Ready** pages at the end of this document for a detailed description of what you'll need for today.

In the **Prelude** folder of your curriculum, you'll find a variety of other resources to help you prepare.

SMALL GROUP

15
MIN

SOCIAL: Providing time for fun interaction

Offer one or more of these activities as preschoolers arrive.

Pass the Worm

Bird and Flower Puzzles

In the Nest

LARGE GROUP

20
MIN

WORSHIP: Inviting people to respond to God

STORY: Communicating God's truth in engaging ways

"Important Things," "Best Friend"

Bible Story

Prayer


SMALL GROUP

25
MIN

GROUPS: Creating a safe place to connect

Offer as many of these activities as your time, facilities, resources, and leadership allow.

Memory Verse Clues

A Flower to Remember 

Taking Care

Bird or Flower?

Bird in Flight

Journal and Prayer

HOME: Prompting action beyond the experience

Going Home

Memory Verse Card

Parent Cue Card (*print or email*)

Parent Cue App



This symbol indicates an activity with potential allergens. Be sure to post allergy alert sign and inform parents at drop-off.



WEEK
TWO
JANUARY 2024

SMALL GROUP
3-5 YEAR
-OLDS

PRELUDE

SOCIAL

WORSHIP

STORY

GROUPS

HOME

PROVIDING TIME FOR FUN INTERACTION
15 MINUTES

MADE TO MOVE

an activity that uses a preschooler's natural desire to move to help them learn



1. PASS THE WORM

WHAT YOU NEED: Spring-loaded clothespins, and thick pipe cleaners

WHAT YOU DO:

BEFORE THE ACTIVITY: Gather children in an open area of the room and stand in a circle.

BIBLE STORY

Jesus teaches that God cares for us.

BIRDS AND FLOWERS
MATTHEW 6:25-34

DURING THE ACTIVITY: Give each child a clothespin and show them how to hold it—pinching the end to open it. Encourage children to practice this a few times. Leader has a clothespin pinching a pipe cleaner and pretends to fly the “worm” to the child next to them. That child pinches the pipe cleaner worm while leader takes their clothespin off. That child flies to the child next to them and that child pinches hold of the pipe cleaner worm. Continue around the circle, passing the worm around the circle. Repeat as desired.

AFTER THE ACTIVITY: Introduce today's Bible Story.

MEMORY VERSE

“The people were amazed at his teaching.”

MATTHEW 7:28, NCV

WHAT YOU SAY:

BEFORE THE ACTIVITY: “Hello, everyone! Fly over here and stand in a big circle with me. I have a game for us to play today. But first, do you know what we are going to pretend to be today? (Pause.) We are going to pretend to be birds today.”

DURING THE ACTIVITY: “Do you know what birds like to eat? (Pause.) Worms! I have this pipe cleaner and it reminds me of a worm! And these clothespins remind me of a bird's beak. Hold your clothespin like this and pinch the end like this. (Demonstrate.) Did you see it open? It's like a bird's beak. I'm going to fly this worm to my friend [child's name] and they are going to pinch it with their clothespin beak then turn and fly it to our friend [child's name]. We'll keep doing this until we've made it all the way around the circle! Ready? Let's go, little birds! (Fly the pipe cleaner worm to the child next to you.) Here you go, little bird! Take the worm with your beak! (Help as needed.) Great job! Hold the worm still while I let go then you can fly it to the friend next to you. (Continue until every child has a turn.) We passed the worm around the whole circle! Hooray, little birds! You did a great job!”

AFTER THE ACTIVITY: “In today's Bible story, Jesus talks about birds and flowers to teach us something important. Let's go hear more about it!”

KEY QUESTION

Who teaches you important things?

BOTTOM LINE

Jesus teaches me important things.

BASIC TRUTH

Jesus wants to be my friend forever.

TRANSITION: Move to Worship and Story by pretending to be birds, flying to the designated area, using their thumb and pointer finger as a bird beak holding a worm.



WEEK
TWO
JANUARY 2024

SMALL GROUP
3-5 YEAR
-OLDS

PRELUDE

SOCIAL

WORSHIP

STORY

GROUPS

HOME

PROVIDING TIME FOR FUN INTERACTION
15 MINUTES

MADE TO PLAY

an activity that encourages preschoolers to follow guidelines while having fun and learning new concepts



2. BIRD AND FLOWER PUZZLES

WHAT YOU NEED: "Bird and Flower Puzzles" Activity Page, colored cardstock, and scissors; Optional: Resealable quart-size bags

WHAT YOU DO:

BEFORE THE ACTIVITY: Copy "Bird and Flower Puzzle" on several different colors of cardstock and cut, three sets per

Small Group. Place puzzle pieces on the table. Optional: Place each cut puzzle in its own resealable quart-size bag and place on the table.

DURING THE ACTIVITY: Encourage children to put together the different puzzles. Ask the children what they see once their puzzles are together. Talk about the color of each bird or flower. As they finish a puzzle, encourage them to trade with another friend to complete a different puzzle.

AFTER THE ACTIVITY: Explain that in our Bible Story today, we'll hear about how God takes care of the birds and flowers, which means He will take care of us!

WHAT YOU SAY:

BEFORE THE ACTIVITY: "Friends, it is so good to see you today! Come sit down at the table with me."

DURING THE ACTIVITY: "There are so many colorful puzzle pieces on the table. Everyone, find a friend and let's put our puzzles together. (Pause.) What do you see? (Pause.) A flower! That's awesome. What color is your flower? (Pause.) Yes! (Ask another pair of children.) What do you see? (Pause.) A bird! That's awesome. What color is your bird? (Pause.) You guys are so smart. Let's switch puzzles, mix them up, and start again! (Pause.) Great job working the puzzles to find the different birds and flowers."

AFTER THE ACTIVITY: "In our Bible story today, we'll hear a story that Jesus taught about how God takes care of the birds and the flowers, and how He takes care of us too!"

TRANSITION: Move to Worship and Story by pretending to fly like a bird or stand tall like a flower. Call out "Bird" or "Flower" as children "fly" or stand tall like a statue for a few seconds like a flower.

BIBLE STORY

Jesus teaches that God cares for us.

BIRDS AND FLOWERS
MATTHEW 6:25-34

MEMORY VERSE

"The people were amazed at his teaching."

MATTHEW 7:28, NCV

KEY QUESTION

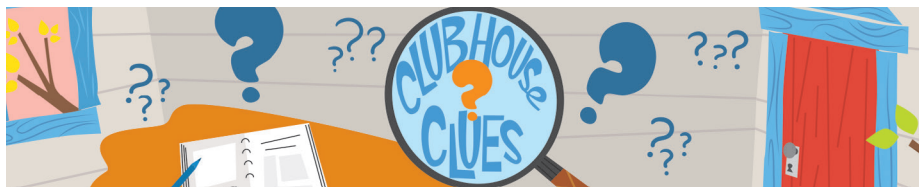
Who teaches you important things?

BOTTOM LINE

Jesus teaches me important things.

BASIC TRUTH

Jesus wants to be my friend forever.



WEEK
TWO
JANUARY 2024

SMALL GROUP
3-5 YEAR
-OLDS

PRELUDE

SOCIAL

WORSHIP

STORY

GROUPS

HOME

PROVIDING TIME FOR FUN INTERACTION
15 MINUTES

MADE TO IMAGINE

an activity that lets preschoolers pretend, imagine, and role play to enhance their learning



3. IN THE NEST

WHAT YOU NEED: Baby pool, small blankets, small pillows, artificial leaves, ribbon scraps, yarn, and scissors

WHAT YOU DO:

BEFORE THE ACTIVITY: Place the baby pool in the center of an open area. Scatter small blankets, small pillows, artificial leaves, and ribbon scraps around the open area.

Cut the yarn into five-inch lengths and scatter those closer to the baby pool. Call the children's attention to the baby pool.

DURING THE ACTIVITY: Encourage children to gather the blankets, pillows, leaves, and ribbon to create a comfy nest in which to sit. Once in the nest, have children look for worms around the nest to eat.

AFTER THE ACTIVITY: Introduce today's Bible Story.

WHAT YOU SAY:

BEFORE THE ACTIVITY: "Friends, look at this baby pool! Let's pretend that it's a bird's nest. We can all be little birds and build a comfy nest together!"

DURING THE ACTIVITY: "Do you see anything that would make our nest comfortable? (Pause.) Yes, there are blankets and pillows. They would make our nest comfortable! And these leaves would help make a good nest too. Oh, and this ribbon would make it colorful. Real birds use all kinds of things that they find to make their nests. They use leaves and ribbons and twigs and many other things.

"We have a very nice nest made here. Let's get inside. Can you chirp, chirp like a little bird? (Demonstrate.) Oh hello, little birdy. Are you hungry? Birds eat worms from the ground. Do you see anything on the ground we could pretend is a worm? (Pause.) Yes, let's pretend this yarn is worms. Chirp, chirp!"

AFTER THE ACTIVITY: "That was so much fun pretending to be a bird. In today's story, we're going to hear about real birds and who takes care of them. I wonder who it is?"

TRANSITION: Move to Worship and Story by flapping your wings and chirping like a bird.

BIBLE STORY

Jesus teaches that God cares for us.

BIRDS AND FLOWERS
MATTHEW 6:25-34

MEMORY VERSE

"The people were amazed at his teaching."

MATTHEW 7:28, NCV

KEY QUESTION

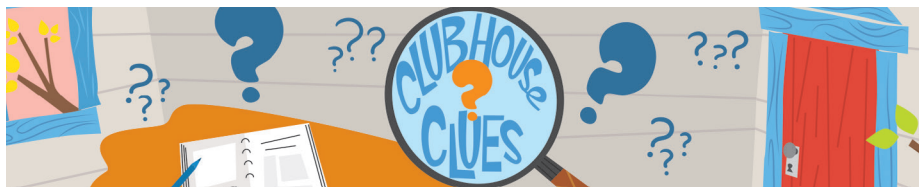
Who teaches you important things?

BOTTOM LINE

Jesus teaches me important things.

BASIC TRUTH

Jesus wants to be my friend forever.



WEEK
TWO
JANUARY 2024

SMALL GROUP
3-5 YEAR
-OLDS

PRELUDE

SOCIAL

WORSHIP

STORY

GROUPS

HOME

CREATING A SAFE PLACE TO CONNECT
25 MINUTES

MADE TO MOVE

an activity that uses a preschooler's
natural desire to move
to help them learn



1. MEMORY VERSE CLUES

[HEAR FROM GOD | MEMORY VERSE REVIEW]

WHAT YOU NEED: "Memory Verse Clues" Activity Page,
cardstock, marker, and painter's tape

WHAT YOU DO:

BEFORE THE ACTIVITY: Copy "Memory Verse Clues" on
cardstock, one set per Small Group. Draw a large question

mark on the back of each paper. Hide the clues around the room, some can be
higher than a child's reach.

DURING THE ACTIVITY: Look for the clues around the room. Sit down and
arrange the clues in order once all four have been found. Say and do the motions
as you review each card. Repeat as desired.

AFTER THE ACTIVITY: Say the Memory Verse and do the motions one more
time and review the Bottom Line.

BIBLE STORY

Jesus teaches that
God cares for us.

BIRDS AND FLOWERS
MATTHEW 6:25-34

MEMORY VERSE

"The people were amazed
at his teaching."

MATTHEW 7:28, NCV

KEY QUESTION

Who teaches you
important things?

BOTTOM LINE

Jesus teaches me
important things.

BASIC TRUTH

Jesus wants to be
my friend forever.

WHAT YOU SAY:

BEFORE THE ACTIVITY: "I need all my super clue finder friends to join me over
here! I need your help! Our Memory Verse Clues are hidden in the room, and we
need them for our activity. Will you help me find the clues? Great!"

DURING THE ACTIVITY: "Let's look all around the room. Whoa! What's this?
(Point to a clue.) It has a question mark on it. Do you think this is a clue? (Pause.)
It is! We found a clue! Let's look for more clues. (Pause.) We found another
question mark. Is this a clue? (Pause.) It is a clue! Hooray, we found another clue!
There are two more clues, do you see them? Look! There's one! Let's go get it.
(Pause.) Just one more clue, there it is! Hooray! We found all our clues! Let's go sit
down and look at our clues. (Pause.)

"Our clues are the motions to our Memory verse! This card says [words] and is
making this motion [motion]. Is that how our verse starts? (Pause.) Let's look
at this clue. This card says [words] and is making this motion [motion]. Is that
how our verse starts? (Continue until you get the card with the beginning of the
verse.) Let's put these in order. 'The people' (spread arms out) is our first clue.
(Lay the card down.) 'Were amazed' (hold hands like binoculars, open and shut)
is our second clue. (Lay card to the right of the first card.) 'At his teaching,' (pull
O-hands from head) is our third clue. (Lay card to the right of the second card.)
And our last clue says, (lay this card at the end) 'Matthew 7:28!' (Open hands like
a book.). Let's use our clues to say and do the motions to our Memory verse. 'The
people (spread arms out) were amazed (hold hands like binoculars, open and
shut) at his teaching,' (pull O-hands from head) Matthew 7:28. (Open hands like a
book.) Great job finding all the Memory Verse Clues today, friends!"



WEEK
TWO
JANUARY 2024

SMALL GROUP
3-5 YEAR
-OLDS

PRELUDE

SOCIAL

WORSHIP

STORY

GROUPS

HOME

CREATING A SAFE PLACE TO CONNECT
25 MINUTES

AFTER THE ACTIVITY: “Jesus teaches us important things, like God will take care of us. I’m so glad Jesus teaches us important things. **Who teaches you important things? Jesus teaches me important things.**”



WEEK
TWO
JANUARY 2024

SMALL GROUP
3-5 YEAR
-OLDS

PRELUDE

SOCIAL

WORSHIP

STORY

GROUPS

HOME

CREATING A SAFE PLACE TO CONNECT
25 MINUTES

MADE TO EXPLORE

an activity that channels a preschooler's innate curiosity into a discussion of the week's crucial concepts



2. A FLOWER TO REMEMBER*

[TALK ABOUT GOD | BIBLE STORY REVIEW]

WHAT YOU NEED: "Allergy Alert Poster;" "Flower Parent Note" and "Flower to Remember Sticker" Activity Pages; cardstock; Avery® Label #5160 or equivalent; scissors; annual flowers (*Pansy* or *Petunia* for winter season, or *Begonia* or *Marigold* for summer season); paper cup; potting soil; plastic spoons; large, shallow, plastic container; plastic tablecloth; water; several spray bottles; permanent marker; and baby wipes

**Be sure to list the items you will be using today on the "Allergy Alert Poster" (in the Prelude folder) and post it at the door to your room.*

BIBLE STORY

Jesus teaches that God cares for us.

BIRDS AND FLOWERS
MATTHEW 6:25-34

MEMORY VERSE

"The people were amazed at his teaching."

MATTHEW 7:28, NCV

KEY QUESTION

Who teaches you important things?

BOTTOM LINE

Jesus teaches me important things.

BASIC TRUTH

Jesus wants to be my friend forever.

WHAT YOU DO:

BEFORE THE ACTIVITY: Copy "Allergy Alert Poster" on cardstock, list soil and flowers, and post at the door. Copy "Flower Parent Note" on cardstock and cut, one per child. Copy "Flower to Remember Sticker" on label paper, one sticker per child. Write each child's name on their cup. Spread out the tablecloth on the table or floor. Pour potting soil in a large, shallow, plastic container. Fill spray bottles with water. Place all the items on top of the tablecloth.

DURING THE ACTIVITY: Give each child a cup and a sticker to put on their cup. Encourage children to use a plastic spoon to scoop potting soil into their cup. Assist the children in putting a flower in their cup and adding more potting soil as needed. Ask children to spray their flowers with water as you say the Bottom Line together. Set aside with the "Flower Parent Note" to take home.

AFTER THE ACTIVITY: Say the Bottom Line together and encourage the children to say the Bottom Line at home each time they water their flower.

WHAT YOU SAY:

BEFORE THE ACTIVITY: "Friends, we are going to plant flowers to take home today! Yay! Come sit with me and we'll get started."

DURING THE ACTIVITY: "First, you need a cup and a sticker. (Give each child a cup and sticker.) Put the sticker on your cup. It says **Jesus teaches me important things**. Use a spoon to scoop some soil into your cup. (Pause.) Now let's plant a beautiful flower in your cup. (Pause.) In our Bible Story today, Jesus taught His disciples that God takes care of the flowers and God takes care of the birds. Jesus told this story to teach us something very important—that God loves us more than flowers and birds. And since God takes care of flowers and birds, that means that God will take care of us too!"



WEEK
TWO
JANUARY 2024

SMALL GROUP
3-5 YEAR
-OLDS

PRELUDE

SOCIAL

WORSHIP

STORY

GROUPS

HOME

CREATING A SAFE PLACE TO CONNECT
25 MINUTES

"We don't need to worry about what we're going to eat or drink. Just like God takes care of the birds and gives them food to eat, God will take care of us. We don't need to worry about the clothes we're going to wear. Just like God takes care of the flowers and gives them beautiful colors to wear, God will take care of us. Jesus teaches us that we don't have to worry. God will take care of us."

AFTER THE ACTIVITY: "Jesus teaches us that we don't have to worry. God will take care of us. That's very important! And every time you water your flower, you can say, **Jesus teaches me important things to help** you remember that God cares for you. **Who teaches you important things? Jesus teaches me important things!"**



WEEK
TWO
JANUARY 2024

SMALL GROUP
3-5 YEAR
-OLDS

PRELUDE

SOCIAL

WORSHIP

STORY

GROUPS

HOME

CREATING A SAFE PLACE TO CONNECT
25 MINUTES

MADE TO THINK

an advanced activity specifically
designed for older preschoolers



3. TAKING CARE

[LIVE FOR GOD | APPLICATION ACTIVITY]

WHAT YOU NEED: "Taking Care" Activity Page, cardstock,
and scissors

WHAT YOU DO:

BEFORE THE ACTIVITY: Copy "Taking Care" Activity Page
on cardstock and cut, one set per Small Group. Separate the cards into two piles
and shuffle. Place cards with pictures of things that need care in one pile and the
cards with pictures of things used to address those needs in the other. Lay the
cards facedown.

DURING THE ACTIVITY: Explain that the cards from one pile pair with a card
from the other pile. Ask children to turn over two cards, one from each pile. If the
cards are a pair, point out how one item is used to care for the other. If they're
not a pair, leave them face up and allow the next child to turn over two more
cards. Continue until all cards are turned over and all pairs have been made.
When all cards have been paired, talk about how they go together (*a baby needs
a bottle, a dog needs dog food, a thirsty person needs water, a cold person
needs a coat, a person with a boo-boo needs a bandage, a person who is sad
needs a hug*). Shuffle, separate, and repeat as desired.

AFTER THE ACTIVITY: Review the Bottom Line.

WHAT YOU SAY:

BEFORE THE ACTIVITY: "Friends, come stand around the table with me! We
are going to play a game with these two stacks of cards."

DURING THE ACTIVITY: "[Child's name], pick one card from this stack (*point*)
and one card from that stack. (*Point.*) Turn your cards over and let's see what they
are. (*Pause.*) What's on this card? [Person/animal] Yes! And what about this card?
It's a [item]! Does a [item] help care for a [person/animal]? (*If they go together,
make a stack with them. If they don't go together, leave them face up on the
table.*) [Child's name], take a card from both stacks. (*Continue with each child.*)
You did a great job! Finding the cards that go together."

AFTER THE ACTIVITY: "All of these things—a coat, a baby bottle, water, dog
food, a BAND-AID®, a hug—take care of a need. Jesus teaches us important
things and in today's story, Jesus taught us that God will take care of us. **Who
teaches you important things? Jesus teaches me important things!"**

BIBLE STORY

Jesus teaches that
God cares for us.

BIRDS AND FLOWERS
MATTHEW 6:25-34

MEMORY VERSE

"The people were amazed
at his teaching."

MATTHEW 7:28, NCV

KEY QUESTION

Who teaches you
important things?

BOTTOM LINE

Jesus teaches me
important things.

BASIC TRUTH

Jesus wants to be
my friend forever.



WEEK
TWO
JANUARY 2024

SMALL GROUP
3-5 YEAR
-OLDS

PRELUDE

SOCIAL

WORSHIP

STORY

GROUPS

HOME

CREATING A SAFE PLACE TO CONNECT
25 MINUTES

MADE TO MOVE

an activity that uses a preschooler's natural desire to move to help them learn



4. BIRD OR FLOWER?

[LIVE FOR GOD | APPLICATION ACTIVITY]

WHAT YOU NEED: "Bird or Flower?" Activity Page, cardstock, and painter's tape

WHAT YOU DO:

BEFORE THE ACTIVITY: Copy "Bird or Flower?" on cardstock, one set per Small Group. Tape the images on the

floor on opposite sides of your activity area.

DURING THE ACTIVITY: Leader will call out different clues that describe either a bird or a flower. Ask children to run to the picture that matches the clue, then come back to the middle. Repeat as desired.

AFTER THE ACTIVITY: Review the Bottom Line.

WHAT YOU SAY:

BEFORE THE ACTIVITY: "Friends, come stand here with me! We're going to play a game with this bird (*point*) and flower (*point*) picture."

DURING THE ACTIVITY: "I have some clues to read to you! When you hear the clue, I want you to decide if it's about a bird or flower and go run to that picture. Are you ready to hear the clues? Here we go! I have a beak. What am I? (*Pause.*) Are you standing near a bird? Good job! Okay, come back and stand with me. Next clue! I have a stem. What am I? (*Pause.*) Are you standing near a flower? Yay! Okay, back and stand with me. Listen for this clue. I come in lots of colors. (*Pause.*) This was a trick clue! Birds and flowers come in lots of colors. (*Continue with other clues and repeat if desired.*) You did a great job figuring out all the clues!"

AFTER THE ACTIVITY: "Jesus teaches us important things. In our story today, Jesus taught us that because God takes care of the birds and flowers, we can be sure that God will take care of us too! I'm so glad Jesus teaches us important things. **Who teaches you important things? Jesus teaches me important things!"**

BIBLE STORY

Jesus teaches that God cares for us.

BIRDS AND FLOWERS
MATTHEW 6:25-34

MEMORY VERSE

"The people were amazed at his teaching."

MATTHEW 7:28, NCV

KEY QUESTION

Who teaches you important things?

BOTTOM LINE

Jesus teaches me important things.

BASIC TRUTH

Jesus wants to be my friend forever.



WEEK
TWO
JANUARY 2024

SMALL GROUP
3-5 YEAR
-OLDS

PRELUDE

SOCIAL

WORSHIP

STORY

GROUPS

HOME

CREATING A SAFE PLACE TO CONNECT
25 MINUTES

MADE TO CREATE

an activity that allows preschoolers to review the Bible story, bottom line, or memory verse by creating a craft to take home



5. BIRD IN FLIGHT

[LIVE FOR GOD | APPLICATION ACTIVITY]

WHAT YOU NEED: "Bird in Flight" Activity Page, cardstock, washable markers, plastic straws, plastic smoothie straws, scissors, clear tape, ruler, and a permanent marker

WHAT YOU DO:

BEFORE THE ACTIVITY: Copy "Bird in Flight" on cardstock

and cut, one per child. Fold each bird cutout, fold on the designated lines. Cut 1-1 ½" down the center of each straw, one per child. Cut 1" off each smoothie straw then cut 3" down the center of each, one per child. Write each child's name on their bird. See our Pinterest page for an example. bit.ly/FL_ClubhouseClues

DURING THE ACTIVITY: Encourage children to decorate their bird. Leader will fold the bird in half and slide the bird into the slit in the straw. Help children tape the straw to the bird on each side. Slide this straw into the cut end of the smoothie straw and help children tape either side of the straw on the bottom of each wing. Demonstrate how to make the bird fly by moving the inner straw up and down.

AFTER THE ACTIVITY: Review the Bible Story.

WHAT YOU SAY:

BEFORE THE ACTIVITY: "Friends, come sit with me at the table. Let's make a flying bird craft to help us remember our Bible Story!"

DURING THE ACTIVITY: "Use the markers to decorate your bird cutout. (Pause.) Let's fold the bird in half and slide it into the slit of the straw just under the fold. (Pause.) Put a piece of tape over the straw on each side. (Pause.) Now slide your bird into this other straw like this (demonstrate) and tape this straw on both sides under the wings. (Pause.) To make your bird fly, move the inside straw up and down like this. (Pause.) Wow! Your birds are amazing!"

AFTER THE ACTIVITY: "In our Bible Story today, Jesus taught His disciples that God takes care of the flowers and God takes care of the birds. Jesus told this story to teach us something very important—that God loves us more than flowers and birds. And since God takes care of flowers and birds, that means that God will take care of us too!"

"We don't need to worry about what we're going to eat or drink. Just like God takes care of the birds and gives them food to eat, God will take care of us. We don't need to worry about the clothes we're going to wear. Just like God takes care of the flowers and gives them beautiful colors to wear, God will take care of us. Jesus teaches us that we don't have to worry. God will take care of us. I'm so glad Jesus teaches us important things. **Who teaches you important things? Jesus teaches me important things.**"

BIBLE STORY

Jesus teaches that
God cares for us.

BIRDS AND FLOWERS
MATTHEW 6:25-34

MEMORY VERSE

"The people were amazed
at his teaching."

MATTHEW 7:28, NCV

KEY QUESTION

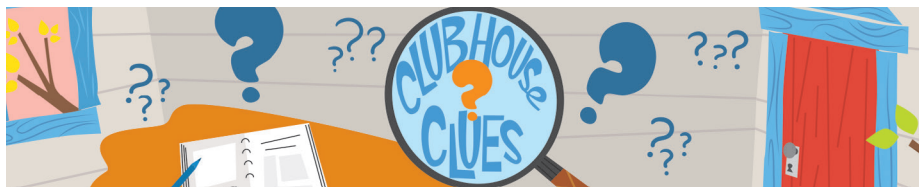
Who teaches you
important things?

BOTTOM LINE

Jesus teaches me
important things.

BASIC TRUTH

Jesus wants to be
my friend forever.



WEEK
TWO
JANUARY 2024

SMALL GROUP
3-5 YEAR
-OLDS

PRELUDE

SOCIAL

WORSHIP

STORY

GROUPS

HOME

CREATING A SAFE PLACE TO CONNECT
25 MINUTES

MADE TO REFLECT

an activity that encourages personal application and prayer



6. JOURNAL AND PRAYER

[PRAY TO GOD | PRAYER ACTIVITY]

WHAT YOU NEED: "Memory Verse Card" Activity Page from Week One in Bible, a journal, and a fun-shaped pen

WHAT YOU DO:

BEFORE THE ACTIVITY: If you do not have the "Memory Verse Card" in your Bible, copy "Memory Verse Card" on

cardstock and cut, one per Small Group. Place one card in your Bible at Matthew 7:28. Keep this card in your Bible all month.

DURING THE ACTIVITY: Encourage the children to pretend to pick flowers as you lead them to your small group spot. Sit down and gather the children around you. Review the Memory verse and motions, then encourage the children to make a list of their favorite foods.

AFTER THE ACTIVITY: Pray with the children using the list you made in the journal.

WHAT YOU SAY:

BEFORE THE ACTIVITY: "It's Small Group time! Today we're going to pretend we're picking beautiful flowers while we walk to our small group spot. Follow me! (Pretend to pick and smell flowers as you lead the children to your small group spot.) Picking flowers is fun! Now let's sit down so we can talk about today's Bible Story. One, two, three, sit down with me!"

DURING THE ACTIVITY: (Open the Bible and lay it in front of the children.) "In our Bible Story today, Jesus taught us that since God cares about the birds and flowers, then He cares even more about people! That means God cares about (name each child), and me! I am amazed when I hear the things Jesus teaches, and so were the people in our Bible story!"

"Listen to the Bible verse we are learning. It says, 'The people (spread arms out) were amazed (hold hands like binoculars, open and shut) at his teaching,' (pull O-hands from head) Matthew 7:28. (Open hands like a book.) Stand up with me and let's say that together! Just say what I say and do what I do. 'The people (spread arms out) were amazed (hold hands like binoculars, open and shut) at his teaching,' (pull O-hands from head) Matthew 7:28. (Open hands like a book.)"

BIBLE STORY

Jesus teaches that
God cares for us.

BIRDS AND FLOWERS
MATTHEW 6:25-34

MEMORY VERSE

"The people were amazed
at his teaching."

MATTHEW 7:28, NCV

KEY QUESTION

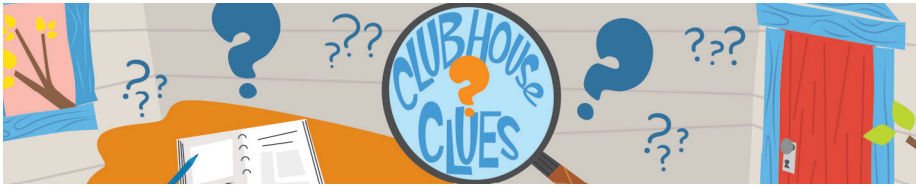
Who teaches you
important things?

BOTTOM LINE

Jesus teaches me
important things.

BASIC TRUTH

Jesus wants to be
my friend forever.



WEEK
TWO
JANUARY 2024

SMALL GROUP
3-5 YEAR
-OLDS

PRELUDE

SOCIAL

WORSHIP

STORY

GROUPS

HOME

CREATING A SAFE PLACE TO CONNECT
25 MINUTES

(6. JOURNAL AND PRAYER, CONTINUED)

"You sound awesome!! Let's sit down so we can write in our prayer journal and talk to God. (*Open journal.*) Jesus teaches us important things—like God cares for us. **Who teaches you important things? Jesus teaches me important things!** That's right! And because God cares for us, we don't have to worry about things like what food we will eat or what clothes we will wear. Hey! Let's make a list of our favorite foods! Then we can use our list when we pray. When I say your name, tell me one of your favorite foods." (*Remember to print as you write in the journal, so the children can recognize their names and the letters.*)

AFTER THE ACTIVITY: "This list is making me hungry! Let's pray and talk to God about it. Would anyone like to pray before I pray? (*Give each child who wants to pray the opportunity to do so.*) Dear God, thank You for caring so much about us. Jesus teaches us that since You take care of birds and flowers, then You will take care of us, too, because You love people . . . A LOT! Thank You for foods like (*read the list*). You are so good to not only give us food, but You make it yummy to eat too! You're the best God, and we love You! In Jesus' name we pray. Amen."



WEEK
TWO
JANUARY 2024

SMALL GROUP
3-5 YEAR
-OLDS

PRELUDE

SOCIAL

WORSHIP

STORY

GROUPS

HOME

GETTING READY

HERE'S EVERYTHING YOU NEED TO KNOW TO GET READY FOR THIS WEEK

SOCIAL: PROVIDING TIME FOR FUN INTERACTION (15 MINUTES)

Activities that encourage preschoolers to enter the classroom and begin engaging with peers and Small Group Leaders by providing age-appropriate and hands-on fun while introducing new concepts they will hear in the day's Bible story.

Prepare to offer one or more of the following activities as preschoolers arrive. Let one or two teachers lead activities in different areas of the room while another teacher greets parents and children at the door.

1. PASS THE WORM

Made to Move: An activity that uses a preschooler's natural desire to move to help them learn

WHAT YOU NEED:

- Spring-loaded clothespins
- Thick pipe cleaners

2. BIRD AND FLOWER PUZZLES

Made to Play: An activity that channels a preschooler's innate curiosity into a discussion of the week's crucial concepts

WHAT YOU NEED:

- "Bird and Flower Puzzles" Activity Page
- Colored cardstock
- Scissors
- Optional: Resealable quart-size bags

WHAT YOU DO:

- Copy "Bird and Flower Puzzle" Activity Page on several different colors of cardstock and cut, three sets per Small Group.
- Place puzzle pieces on the table.
- Optional: Place each cut puzzle in its own resealable quart-size bag and place on the table.

3. IN THE NEST

Made to Imagine: An activity that lets preschoolers pretend, imagine, and role-play to enhance their learning

WHAT YOU NEED:

- Baby pool
- Small blankets
- Small pillows

- Artificial leaves
- Ribbon scraps
- Yarn
- Scissors

WHAT YOU DO:

- Place the baby pool in the center of an open area.
- Scatter small blankets, small pillows, artificial leaves, and ribbon scraps around the open area.
- Cut the yarn into five-inch lengths and scatter those closer to the baby pool.

GROUPS: CREATING A SAFE PLACE TO CONNECT (25 MINUTES)

Create a safe place to connect through activities written to reach every learning style while reinforcing the Bottom Line introduced during the Bible Story and applying it to real-life experiences. In addition, these activities provide preschoolers with an opportunity to build relationships with their Small Group Leader.

Offer as many of the following activities as your time, facilities, resources, and leadership allow. You may want to lead one activity at a time. Or, offer two activities at once and allow half the children to participate in each. Then switch groups and repeat the activities.

1. MEMORY VERSE CLUES

[HEAR FROM GOD | MEMORY VERSE REVIEW]

Made to Move: An activity that uses a preschooler's natural desire to move to help them learn

WHAT YOU NEED:

- "Memory Verse Clues" Activity Page
- Cardstock
- Marker
- Painter's tape

WHAT YOU DO:

- Copy "Memory Verse Clues" Activity Page on cardstock, one set per Small Group.
- Draw a large question mark on the back of each paper.
- Hide the clues around the room, some can be higher than child's reach.



WEEK
TWO
JANUARY 2024

SMALL GROUP
3-5 YEAR
-OLDS

PRELUDE

SOCIAL

WORSHIP

STORY

GROUPS

HOME

GETTING READY

HERE'S EVERYTHING YOU NEED TO KNOW TO GET READY FOR THIS WEEK

2. A FLOWER TO REMEMBER

[TALK ABOUT GOD | BIBLE STORY REVIEW]

Made to Explore: An activity that channels a preschooler's innate curiosity into a discussion of the week's crucial concepts

WHAT YOU NEED:

- "Allergy Alert Poster"
- "Flower Parent Note" Activity Page
- "Flower to Remember Sticker" Activity Page
- Cardstock
- Avery® Label #5160 or equivalent
- Scissors
- Annual flowers (Pansy or Petunia for winter season, or Begonia or Marigold for summer season)
- Paper cups
- Potting soil
- Plastic spoons
- Large, shallow, plastic container
- Plastic tablecloth
- Water
- Several spray bottles
- Permanent marker
- Baby wipes

WHAT YOU DO:

- Copy "Allergy Alert Poster" on cardstock, list soil and flowers, and post at the door.
- Copy "Flower Parent Note" Activity Page on cardstock and cut, one per child.
- Copy "Flower to Remember Sticker" Activity Page on label paper, one sticker per child.
- Write each child's name on their cup.
- Spread out the tablecloth on the table or floor.
- Pour potting soil in a large, shallow, plastic container.
- Fill spray bottles with water.
- Place all the items on top of the tablecloth.

3. TAKING CARE

[LIVE FOR GOD | APPLICATION ACTIVITY]

Made to Think: An advanced activity specifically designed for older preschoolers

WHAT YOU NEED:

- "Taking Care" Activity Page
- Cardstock
- Scissors

WHAT YOU DO:

- Copy "Taking Care" Activity Page on cardstock and cut, one set per Small Group.
- Separate the cards into two piles and shuffle.
- Place cards with pictures of things that need care in one pile, and the cards with pictures of things used to address those needs in the other.
- Lay the cards facedown.

4. BIRD OR FLOWER?

[LIVE FOR GOD | APPLICATION ACTIVITY]

Made to Move: An activity that uses a preschooler's natural desire to move to help them learn

WHAT YOU NEED:

- "Bird or Flower?" Activity Page
- Cardstock
- Painter's tape

WHAT YOU DO:

- Copy "Bird or Flower?" Activity Page on cardstock, one set per Small Group.
- Tape the images on the floor on opposite sides of your activity area.

5. BIRD IN FLIGHT

[LIVE FOR GOD | APPLICATION ACTIVITY]

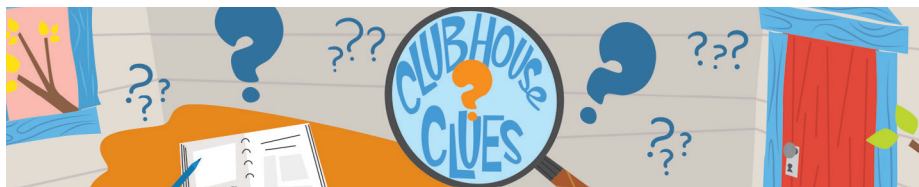
Made to Create: an activity that explores spiritual ideas through the process of drawing, building, and designing

WHAT YOU NEED:

- "Bird in Flight" Activity Page
- Cardstock
- Washable markers
- Plastic straws, one per child
- Plastic smoothie straws, one per child
- Scissors and Clear tape
- Ruler
- Permanent marker

WHAT YOU DO:

- Copy "Bird in Flight" Activity Page on cardstock and cut, one per child.
- Fold each bird cutout, fold on the designated lines.
- Cut 1-1 ½" down the center of each straw, one per child.
- Cut 1" off each smoothie straw then cut 3" down the center of each, one per child.
- Write each child's name on their bird.



WEEK
TWO
JANUARY 2024

SMALL GROUP
3-5 YEAR
-OLDS

PRELUDE

SOCIAL

WORSHIP

STORY

GROUPS

HOME

GETTING READY

HERE'S EVERYTHING YOU NEED TO KNOW TO GET READY FOR THIS WEEK

6. JOURNAL AND PRAYER

[PRAY TO GOD | PRAYER ACTIVITY]

Made to Reflect: An activity that encourages personal application and prayer

WHAT YOU NEED:

- "Memory Verse Card" from Week One in Bible
- Journal (Check out the new Ollie journal at bit.ly/3B4Z71j.)
- Fun-shaped pen (Check out the new Ollie Pen at bit.ly/3Nwj0Wh.)

WHAT YOU DO:

- If you do not have the "Memory Verse Card" from Week One, copy "Memory Verse Card" on cardstock and cut, one per Small Group.
- Place it in the Bible at Matthew 7:28.
- **NOTE:** Keep the Memory Verse Card in your Bible all month.

HOME: PROMPTING ACTION BEYOND THE EXPERIENCE

- Make copies on cardstock or email this week's Parent Cue card.
- Copy the Memory Verse card to hand out or make available to parents.
- Copy "Going Home" and hang it on the door where Small Group Leaders can reference and remind parents of the Bottom Line and memory verse as parents pick up their children.
- Tell parents about our additional family resource, the **Parent Cue app**.

FIRST LOOK PINTEREST PAGE

- Visit our Pinterest page to see craft samples and suggested supplies. bit.ly/FL_ClubhouseClues