

WEEK
FOUR
JANUARY 2024

SMALL GROUP
3-5 YEAR
-OLDS

TODAY'S SUGGESTED SCHEDULE

BIBLE STORY

Jesus teaches us that
God loves us
no matter what.

PRODIGAL SON
LUKE 15:11-24

MEMORY VERSE

"The people were amazed
at his teaching."

MATTHEW 7:28, NCV

KEY QUESTION

Who teaches you
important things?

BOTTOM LINE

Jesus teaches me
important things.

BASIC TRUTH

Jesus wants to be
my friend forever.

PRELUDE: Setting the tone for the experience

See the **Getting Ready** pages at the end of this document for a detailed description of what you'll need for today.

In the **Prelude** folder of your curriculum, you'll find a variety of other resources to help you prepare.

SMALL GROUP

15
MIN

SOCIAL: Providing time for fun interaction

Offer one or more of these activities as preschoolers arrive.

Picture Clues
Rolling Hearts
Shop with Ollie

LARGE GROUP

20
MIN

WORSHIP: Inviting people to respond to God

STORY: Communicating God's truth in engaging ways

"Important Things," "Best Friend"
Bible Story
Prayer

SMALL GROUP

25
MIN

GROUPS: Creating a safe place to connect

Offer as many of these activities as your time, facilities, resources, and leadership allow.

Memory Verse Party Hat
Great Big Heart
The Special Chair
Story Search
Run to the Prodigal Son
Journal and Prayer

HOME: Prompting action beyond the experience

Going Home
Memory Verse Card
Parent Cue Card (*print or email*)
Parent Cue App



WEEK
FOUR
JANUARY 2024

SMALL GROUP
3-5 YEAR
-OLDS

PRELUDE

SOCIAL

WORSHIP

STORY

GROUPS

HOME

PROVIDING TIME FOR FUN INTERACTION
15 MINUTES

MADE TO MOVE

an activity that uses a preschooler's
natural desire to move to help
them learn



1. PICTURE CLUES

WHAT YOU NEED: "Picture Clues" Activity Page, copy paper, file folders, clear tape, and a marker; Optional: painter's tape

WHAT YOU DO:

BEFORE THE ACTIVITY: Copy "Picture Clues" on copy paper, one set per Small Group. Select pictures of items you have in your area. Tape one picture on the inside of each file folder. Draw a large question mark on the front of each file folder. Option: Make two copies of "Picture Clues" and tape one set around the room.

DURING THE ACTIVITY: Show children the stack of file folders with the question marks and talk about how we need to follow the clues to find out where to go next.

AFTER THE ACTIVITY: Introduce today's Bible Story of the Prodigal Son.

WHAT YOU SAY:

BEFORE THE ACTIVITY: "Hello, friends! It's so wonderful to see you all today! Come join me over here. I have a special activity that I'm going to need your help with."

DURING THE ACTIVITY: "Look at all of these clues! I have a whole stack of them. Let's take a look at the first clue. (*Open the first file folder.*) It's a picture of . . . [name the picture]! Let's go to the [location]. (*Pause.*) Let's look at our next clue. (*Open the file folder.*) It's a picture of . . . [name the picture]! Let's go there! (*Continue following the clues to each location.*) That was our last clue! That was fun looking for the different clues in our classroom."

AFTER THE ACTIVITY: "Our clues led us on an adventure and today in our Bible Story we'll hear about someone who also went on an adventure! I can't wait to hear what Jesus teaches us in this story!"

TRANSITION: Move to Worship and Story by looking for some of the same clues you looked for in the activity (*a table, chair, window, etc.*).

BIBLE STORY

Jesus teaches us that
God loves us
no matter what.

PRODIGAL SON
LUKE 15:11-24

MEMORY VERSE

"The people were amazed
at his teaching."

MATTHEW 7:28, NCV

KEY QUESTION

Who teaches you
important things?

BOTTOM LINE

Jesus teaches me
important things.

BASIC TRUTH

Jesus wants to be
my friend forever.



WEEK
FOUR
JANUARY 2024

SMALL GROUP
3-5 YEAR
-OLDS

PRELUDE

SOCIAL

WORSHIP

STORY

GROUPS

HOME

PROVIDING TIME FOR FUN INTERACTION
15 MINUTES

MADE TO PLAY

an activity that encourages preschoolers to follow guidelines while having fun and learning new concepts



2. ROLLING HEARTS

WHAT YOU NEED: "Rolling Hearts" Activity Page, cardstock, washable markers, and a large die

WHAT YOU DO:

BEFORE THE ACTIVITY: Copy "Rolling Hearts" on cardstock, one per child.

DURING THE ACTIVITY: Leader will roll the die and call out the number it lands on. Encourage children to color in that number of hearts. Continue to roll and color until the children have filled in most of the hearts on their page.

AFTER THE ACTIVITY: Make sure the children's names are on their pages and set aside for pick up. Introduce the Bible Story today and how Jesus teaches us that God loves us no matter what, as you point to the hearts on the page.

WHAT YOU SAY:

BEFORE THE ACTIVITY: "Friends, come find a spot at the table. What do you see on your paper? (Pause.) Yes, hearts! Lots and lots of hearts! Hearts remind me of love!"

DURING THE ACTIVITY: "I'm going to roll this die and tell you what it lands on. When I do, I want you to use a marker to color that many hearts on your page. Are you ready? Let's roll. (Roll the die.) I rolled a [number], so color [number] hearts! Fantastic! Let's roll again! (Continue until all or almost all of the hearts are colored in.) Look at these colorful hearts! Great job, friends. Hearts remind me of love."

AFTER THE ACTIVITY: "In our Bible Story today, we'll learn that Jesus teaches us that God loves us no matter what. (Point to the hearts on each child's page.) He does! Come with me and let's go hear our story."

TRANSITION: Move to Worship and Story by saying "one, two, three—LOVE!" On the word "LOVE," children will make a heart by placing their fingertips together in a heart shape.

BIBLE STORY

Jesus teaches us that
God loves us
no matter what.

PRODIGAL SON
LUKE 15:11-24

MEMORY VERSE

"The people were amazed
at his teaching."

MATTHEW 7:28, NCV

KEY QUESTION

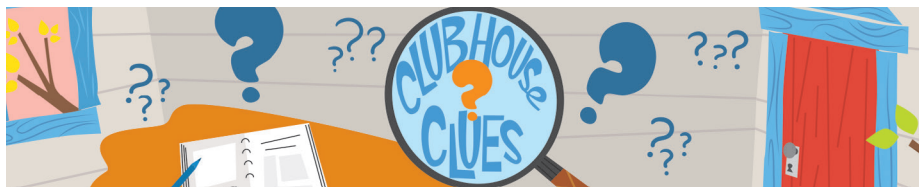
Who teaches you
important things?

BOTTOM LINE

Jesus teaches me
important things.

BASIC TRUTH

Jesus wants to be
my friend forever.



WEEK
FOUR
JANUARY 2024

SMALL GROUP
3-5 YEAR
-OLDS

PRELUDE

SOCIAL

WORSHIP

STORY

GROUPS

HOME

PROVIDING TIME FOR FUN INTERACTION
15 MINUTES

MADE TO IMAGINE

an activity that lets preschoolers pretend, imagine, and role play to enhance their learning



3. SHOP WITH OLLIE

WHAT YOU NEED: "Ollie Dollars" Activity Page, cardstock, scissors, table, and assorted items from the classroom

WHAT YOU DO:

BEFORE THE ACTIVITY: Copy "Ollie Dollars" on cardstock and cut, ten per Small Group. Set up a pretend store on a table. Give each child several Ollie Dollars.

DURING THE ACTIVITY: Allow children to "shop" at the store until all their money is gone. Set the store back up and do it again! Continue as long as there is interest.

AFTER THE ACTIVITY: Reinforce the idea of their money being all gone and introduce the story.

WHAT YOU SAY:

BEFORE THE ACTIVITY: "Friends, look at this fun store we have over here! Do you want to go shopping? Here is some pretend money you can use. Each thing in the store costs one Ollie Dollar."

DURING THE ACTIVITY: "Do you want that [truck]? That's one Ollie Dollar, please. Oh, you want the [ball]? That's one Ollie Dollar. Oh no! You are all out of Ollie Dollars. You can't buy anything else! Your money is all gone. Let's put everything back in the store and play again."

AFTER THE ACTIVITY: "What happened when your money was all gone? You couldn't buy anything else. Today, we're going to hear a story about a man who spent all his money."

TRANSITION: Move to Worship and Story by marching and counting.

BIBLE STORY

Jesus teaches us that
God loves us
no matter what.

PRODIGAL SON
LUKE 15:11-24

MEMORY VERSE

"The people were amazed
at his teaching."

MATTHEW 7:28, NCV

KEY QUESTION

Who teaches you
important things?

BOTTOM LINE

Jesus teaches me
important things.

BASIC TRUTH

Jesus wants to be
my friend forever.



WEEK
FOUR
JANUARY 2024

SMALL GROUP
3-5 YEAR
-OLDS

PRELUDE

SOCIAL

WORSHIP

STORY

GROUPS

HOME

CREATING A SAFE PLACE TO CONNECT
25 MINUTES

MADE TO CREATE

an activity that allows preschoolers to review the Bible story, bottom line, or memory verse by creating a craft to take home



1. MEMORY VERSE PARTY HAT

[HEAR FROM GOD | MEMORY VERSE REVIEW]

WHAT YOU NEED: "Memory Verse Label" Activity Page, Avery® Labels #5160 or equivalent, party hats, stickers, and a permanent marker

WHAT YOU DO:

BEFORE THE ACTIVITY: Copy "Memory Verse Label" on Avery® Labels #5160 or equivalent, one per child. Put the children's names inside the party hats before distributing. Lay stickers on the table for easy access.

Say the Memory Verse and do the motions together. Sit together at the table.

DURING THE ACTIVITY: Invite the children to decorate their party hats with stickers and the Memory Verse Label. Help each child put on their decorated hat. Say the Memory Verse together.

AFTER THE ACTIVITY: Say the verse and do the motions together. Then, review the Bible Story.

WHAT YOU SAY:

BEFORE THE ACTIVITY: "Let's say our verse and do the motions together. 'The people (*spread arms out*) were amazed (*hold hands like binoculars, open and shut*) at his teaching,' (*pull O-hands from head*) Matthew 7:28. (*Open hands like a book.*) Come and sit with me at the table. What do you see? (*Pause.*) Yes, we have party hats and stickers!"

DURING THE ACTIVITY: "Let's decorate our party hats with these fun stickers. Now, let's put on our Memory Verse Label. Let's say our verse together. 'The people were amazed at his teaching.' Matthew 7:28. It's time to put on our party hats. Everyone, put on your hat and stand up."

AFTER THE ACTIVITY: "Let's say our Memory Verse together and do the motions. 'The people (*spread arms out*) were amazed (*hold hands like binoculars, open and shut*) at his teaching,' (*pull O-hands from head*) Matthew 7:28. (*Open hands like a book.*) One more time. 'The people (*spread arms out*) were amazed (*hold hands like binoculars, open and shut*) at his teaching,' (*pull O-hands from head*) Matthew 7:28. (*Open hands like a book.*) Great job!"

"In our Bible Story today, Jesus told a story about a dad who loved his son even though his son had gone away and spent all the money. The dad loved the son so much he even threw a party for him when the son came back. Hey! I wonder if the son wore party hats like ours!"

BIBLE STORY

Jesus teaches us that
God loves us
no matter what.

PRODIGAL SON
LUKE 15:11-24

MEMORY VERSE

"The people were amazed
at his teaching."

MATTHEW 7:28, NCV

KEY QUESTION

Who teaches you
important things?

BOTTOM LINE

Jesus teaches me
important things.

BASIC TRUTH

Jesus wants to be
my friend forever.



WEEK
FOUR
JANUARY 2024

SMALL GROUP
3-5 YEAR
-OLDS

PRELUDE

SOCIAL

WORSHIP

STORY

GROUPS

HOME

CREATING A SAFE PLACE TO CONNECT
25 MINUTES

“Jesus told this story to teach us that God loves us no matter what—just like the father in the story. I’m so glad Jesus came to teach us important things. **Who teaches you important things? Jesus teaches me important things!** One more time like we’re at a loud party. **Who teaches you important things? Jesus teaches me important things!** Yes, He does.”



WEEK
FOUR
JANUARY 2024

SMALL GROUP
3-5 YEAR
-OLDS

PRELUDE

SOCIAL

WORSHIP

STORY

GROUPS

HOME

CREATING A SAFE PLACE TO CONNECT
25 MINUTES

MADE TO CREATE

an activity that allows preschoolers to review the Bible story, bottom line, or memory verse by creating a craft to take home



2. GREAT BIG HEART

[TALK ABOUT GOD | BIBLE STORY REVIEW]

WHAT YOU NEED: "Great Big Heart" and "Great Big Heart Sticker" Activity Pages, cardstock, Avery® Labels #5160 or equivalent, scissors, glue sticks, crayons, and craft sticks

WHAT YOU DO:

BEFORE THE ACTIVITY: Copy "Great Big Heart" on

cardstock and cut, one per child and leader. Copy "Great Big Heart Sticker" on label paper, one sticker per child and leader. Create a heart on a craft stick for the leader.

DURING THE ACTIVITY: Give each child a heart cutout and craft stick. Ask children to color their heart and glue it to the end of a craft stick. Give each child a "Great Big Heart Sticker" to put on their craft stick, below the heart. Once every child has their heart stick ready, review the Bible Story. Tell the children to hold their heart stick up every time you say the word "LOVE."

AFTER THE ACTIVITY: Talk about how Jesus told a story about a father and his son to teach us that God loves us no matter what.

WHAT YOU SAY:

BEFORE THE ACTIVITY: "Come sit with me! We're going to make a great, big, colorful heart and play a game with it!"

DURING THE ACTIVITY: "Use the crayons to color your heart. (Pause.) These look great! Glue your heart to the end of this craft stick. (Pause.) Now add this sticker on the craft stick! (Pause.) Look at your sticker. It says, 'Jesus teaches us that God loves us no matter what.' Do you see the little heart on your sticker? That heart is for love, just like the heart on your stick. Let's use our heart sticks to play a game! Every time you hear me say the word LOVE, I want you to hold up your heart. Ready? (The leader will hold up their heart when they say LOVE.)

"Jesus told a story about a father who LOVED (*hold up the heart*) his son no matter what. The father LOVED (*hold up the heart*) his son when he asked for a lot of money. The father LOVED (*hold up the heart*) his son when his son took the money and went far, far away. The father LOVED (*hold up the heart*) his son when he spent all of his money doing things that were wrong. The father LOVED (*hold up the heart*) his son when he was hungry and feeding pigs. The father LOVED (*hold up the heart*) his son when his son came back and said he was sorry. The father was so happy his son had come home that he threw a party, cooked lots of yummy food, and gave his son a new robe, shoes, and a ring. The father really did LOVE (*hold up the heart*) his son no matter what!"

AFTER THE ACTIVITY: "Jesus told the story about the father and his son to teach us that God loves us no matter what. That's really important! Jesus teaches us all kinds of important things! **Who teaches you important things? Jesus teaches me important things!"**

BIBLE STORY

Jesus teaches us that
God loves us
no matter what.

PRODIGAL SON
LUKE 15:11-24

MEMORY VERSE

"The people were amazed
at his teaching."

MATTHEW 7:28, NCV

KEY QUESTION

Who teaches you
important things?

BOTTOM LINE

Jesus teaches me
important things.

BASIC TRUTH

Jesus wants to be
my friend forever.



WEEK
FOUR
JANUARY 2024

SMALL GROUP
3-5 YEAR
-OLDS

PRELUDE

SOCIAL

WORSHIP

STORY

GROUPS

HOME

CREATING A SAFE PLACE TO CONNECT
25 MINUTES

MADE TO THINK

an advanced activity specifically
designed for older preschoolers



3. THE SPECIAL CHAIR

[LIVE FOR GOD | APPLICATION ACTIVITY]

WHAT YOU NEED: Special chair or cushion; Option: Crepe paper streamers and a chair

WHAT YOU DO:

BEFORE THE ACTIVITY: Bring in a special chair to your classroom or dress up a classroom chair with a special cushion or streamers taped to the back. Set your special chair in the center of your activity area.

DURING THE ACTIVITY: Ask children to think of something important Jesus teaches us that we've learned this month. When a child raises their hand with an answer, call on them to have a seat in the special chair and share their answer. Continue with each child. Repeat as desired.

AFTER THE ACTIVITY: Remind children of all the important things Jesus taught us this month.

WHAT YOU SAY:

BEFORE THE ACTIVITY: "Friends, come gather here with me! Look at this special chair! We've been learning about a lot of important things from the Bible that Jesus teaches us."

DURING THE ACTIVITY: "Can you remember some of the important things Jesus teaches us? Raise your hand and I'll call on you to have a seat in our special chair. Who has an answer? Raise your hand! [Child's name], come have a seat in our special chair. What is something important that Jesus teaches us? (Pause.) Yes, great job! Go back and join all of our friends. Who else has an answer? [Child's name], come have a seat in the special chair. (Continue with each child.) Wow! You've remembered a lot of important things we've learned from Jesus' teaching."

AFTER THE ACTIVITY: "Jesus teaches us that we can share with others, that God cares for us, and that God loves us no matter what! Tell me: **Who teaches you important things? Jesus teaches me important things!**"

BIBLE STORY

Jesus teaches us that
God loves us
no matter what.

PRODIGAL SON
LUKE 15:11-24

MEMORY VERSE

"The people were amazed
at his teaching."

MATTHEW 7:28, NCV

KEY QUESTION

Who teaches you
important things?

BOTTOM LINE

Jesus teaches me
important things.

BASIC TRUTH

Jesus wants to be
my friend forever.



WEEK
FOUR
JANUARY 2024

SMALL GROUP
3-5 YEAR
-OLDS

PRELUDE

SOCIAL

WORSHIP

STORY

GROUPS

HOME

CREATING A SAFE PLACE TO CONNECT
25 MINUTES

MADE TO MOVE

an activity that uses a preschooler's
natural desire to move
to help them learn



4. STORY SEARCH

[LIVE FOR GOD | APPLICATION ACTIVITY]

WHAT YOU NEED: "Story Search" Activity Page, cardstock,
scissors, and preschool magnifying glasses

WHAT YOU DO:

BEFORE THE ACTIVITY: Copy "Story Search" on cardstock
and cut, one set per Small Group. Hide the images around

the classroom where preschoolers can easily find them.

DURING THE ACTIVITY: Pass out the magnifying glasses and encourage each
child to work with a partner to find one image and bring it back to the table.
Once all five images have been found, put them in order to see if the children can
remember what happened to the son in our Bible Story today.

AFTER THE ACTIVITY: Review the Bottom Line and the important thing Jesus
taught us in today's story.

WHAT YOU SAY:

BEFORE THE ACTIVITY: "Friends, come stand here with me! I've hidden some
special clues around the room."

DURING THE ACTIVITY: "I have a special magnifying glass for you to hold
to help you search for clues. I want you and a friend to search together to find
one clue to bring back to the table. Let's search! (Pause.) Look! You found all five
clues! Let's see what we have. Oh, I see fancy clothes. When the son left home,
he used the money to buy fancy clothes! What else did he buy? (Pause.) Yes! He
ate fancy food! But then all his money ran out. So, what did the son have to do?
(Pause.) That's right. He got a job caring for pigs. He was so hungry, he thought
about eating the pig's food. Yuck! Then he decided to go home. What happened?
(Pause.) Yes! The father was SO happy to have his son home that he threw a
great big party. Great job, clue finders!"

AFTER THE ACTIVITY: "The father was so happy to see his son that he ran to
give him a big hug! He threw a big party to celebrate because the father loved
his son no matter what. Jesus told this story to teach us something important.
God loves US no matter what! That's REALLY important. I'm so glad Jesus teaches
us important things. **Who teaches you important things? Jesus teaches
me important things!"**

BIBLE STORY

Jesus teaches us that
God loves us
no matter what.

PRODIGAL SON
LUKE 15:11-24

MEMORY VERSE

"The people were amazed
at his teaching."

MATTHEW 7:28, NCV

KEY QUESTION

Who teaches you
important things?

BOTTOM LINE

Jesus teaches me
important things.

BASIC TRUTH

Jesus wants to be
my friend forever.



WEEK
FOUR
JANUARY 2024

SMALL GROUP
3-5 YEAR
-OLDS

PRELUDE

SOCIAL

WORSHIP

STORY

GROUPS

HOME

CREATING A SAFE PLACE TO CONNECT
25 MINUTES

MADE TO CREATE

an activity that allows preschoolers to review the Bible story, bottom line, or memory verse by creating a craft to take home



5. RUN TO THE PRODIGAL SON

[LIVE FOR GOD | APPLICATION ACTIVITY]

WHAT YOU NEED: "Run to the Prodigal Son" and "Happy Father" Activity Pages, cardstock, craft sticks, food stickers or stamps, pig stickers or stamps, washable ink pads, crayons, glue sticks, scissors, and permanent marker

WHAT YOU DO:

BEFORE THE ACTIVITY: Copy "Run to the Prodigal Son" on cardstock, one per child. Write each child's name on their paper. Copy "Happy Father" on cardstock and cut, one per child.

DURING THE ACTIVITY: Encourage children to color their pictures. Ask children to glue the picture of the Prodigal Son's father to the top of a craft stick. Encourage children to add their food and pig stickers or stamps to their paper.

AFTER THE ACTIVITY: Review the Bible Story.

WHAT YOU SAY:

BEFORE THE ACTIVITY: "Come sit with me at the table! Let's create a picture about today's story."

DURING THE ACTIVITY: "Look at your picture! It shows the places and things the son did when he left home. Color your paper. (Pause.) I have some fancy food stickers/stamps for you to add to the table and a pig stamp/sticker to add to the group of pigs. (Pause.) Now color the picture of the father and glue him to the top of a craft stick. (Pause.) Great! Let's use your pictures as we review our story."

AFTER THE ACTIVITY: "Jesus taught us a story about a father and his son. The father had saved a lot of money to give his son when he was older, but the son wanted to spend his money now. So, the son took the money and went far away from home. (Point to the son and the things he spent money on.) He bought fancy clothes, ate fancy food, and spent money with all his friends until all the money was gone.

"The son didn't know what to do because he didn't have a bed to sleep in or any food to eat. The son was so hungry he even thought about eating pig food! (Point to the pigs.) He was so sorry for what he had done. He went back home, and when his father saw him coming, he was SO happy that he ran (run the father toward to the son) and hugged his son and gave him a new robe and ring and shoes! The father loved his son no matter what. The father even threw a big party because his son was home!

"Jesus told this story because He wants to teach us something VERY important. Jesus wants us to know that God loves us no matter what. I'm so glad Jesus teaches us important things. **Who teaches you important things? Jesus teaches me important things.**"

BIBLE STORY

Jesus teaches us that
God loves us
no matter what.

PRODIGAL SON
LUKE 15:11-24

MEMORY VERSE

"The people were amazed
at his teaching."

MATTHEW 7:28, NCV

KEY QUESTION

Who teaches you
important things?

BOTTOM LINE

Jesus teaches me
important things.

BASIC TRUTH

Jesus wants to be
my friend forever.



WEEK
FOUR
JANUARY 2024

SMALL GROUP
3-5 YEAR
-OLDS

PRELUDE

SOCIAL

WORSHIP

STORY

GROUPS

HOME

CREATING A SAFE PLACE TO CONNECT
25 MINUTES

MADE TO REFLECT

an activity that encourages personal application and prayer



6. JOURNAL AND PRAYER

[PRAY TO GOD | PRAYER ACTIVITY]

WHAT YOU NEED: "Memory Verse Card" Activity Page from Week One in Bible, a journal, a fun-shaped pen, heart stickers, and a variety of stickers or a hand stamp

WHAT YOU DO:

BEFORE THE ACTIVITY: If you do not have the "Memory Verse Card" in your Bible, copy "Memory Verse Card" on cardstock and cut, one per Small Group. Place one card in your Bible at Matthew 7:28. Keep this card in your Bible all month.

DURING THE ACTIVITY: Encourage the children to pretend to be pigs with you as you lead them to your Small Group spot. Sit down and gather the children around you. Review the Memory Verse and motions, then write each child's name in the journal and let the children put heart stickers on their names.

AFTER THE ACTIVITY: Pray with the children using the list you made in the journal.

WHAT YOU SAY:

BEFORE THE ACTIVITY: "It's Small Group time! Today we're going to pretend we are pigs! Oink! Oink! Follow me, little piggies! *(Pretend to be a pig as you lead the children to your Small Group spot.)* Oink! Oink! Here we are! Let's sit down so we can talk about today's Bible Story. One, two, three, sit down with me!"

DURING THE ACTIVITY: *(Open the Bible and lay it in front of the children.)*

"In our Bible Story today, a son was so hungry, he thought about eating pig food! Yuck! The son had gotten a job feeding pigs, because he spent all of the money his father gave him. What did the son do when he didn't have any money and was hungry? *(Pause.)* That's right! The son went back to his father and said he was sorry. The father was so happy his son was home he threw a party! The father loved his son no matter what!"

"Jesus told the story about the father loving his son no matter what, because Jesus wants to teach us that God loves us no matter what too. Wow! That is very important! I'm so glad Jesus teaches us important things! **Who teaches you important things? Jesus teaches me important things!** And every time Jesus teaches, people are amazed!"

"Hey! That reminds me of the Bible verse we have been learning! Let's stand up and say it together one time with the motions. Then, if anyone wants to say it by themselves, they can! Just say what I say and do what I do. 'The people *(spread arms out)* were amazed *(hold hands like binoculars, open and shut)* at his teaching;' *(pull O-hands from head)* Matthew 7:28. *(Open hands like a book.)* That was fantastic!"

BIBLE STORY

Jesus teaches us that
God loves us
no matter what.

PRODIGAL SON
LUKE 15:11-24

MEMORY VERSE

"The people were amazed
at his teaching."

MATTHEW 7:28, NCV

KEY QUESTION

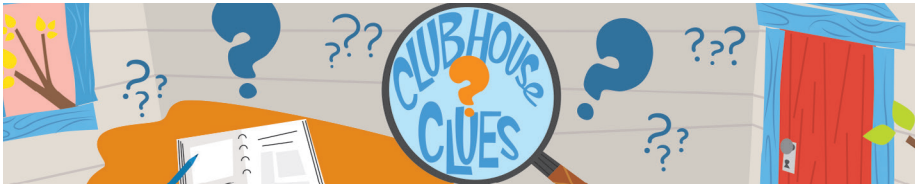
Who teaches you
important things?

BOTTOM LINE

Jesus teaches me
important things.

BASIC TRUTH

Jesus wants to be
my friend forever.



WEEK
FOUR
JANUARY 2024

SMALL GROUP
3-5 YEAR
-OLDS

PRELUDE

SOCIAL

WORSHIP

STORY

GROUPS

HOME

CREATING A SAFE PLACE TO CONNECT
25 MINUTES

(6. JOURNAL AND PRAYER, CONTINUED)

"Let's sit down so anyone who wants to say that Bible verse can give it a try. I have my stickers/hand stamp ready! *(Give each child the opportunity to try and say the Bible verse.)* Everyone, clap for [name of child]! Here is your sticker/hand stamp! *(Say this with each child as they try and say the Bible verse.)*

I am very proud of you for trying to say that Bible verse! When I count to three, I want everyone to stand up and show me your sticker/hand stamp. One, two, three! *(Pause.)* Yay! *(Clap.)*

"Now, let's sit back down so we can write in our prayer journal and talk to God. *(Open journal.)* Jesus taught us something very important today. Jesus taught us that God loves *(say each child's name)* no matter what! That's why I am going to write everyone's name in our journal, and then you will put a heart sticker on your name. *(Remember to print as you write in the journal, so the children can recognize their names and the letters. Say, "God loves [name of child] no matter what" each time a child puts a heart sticker on their name.)*

AFTER THE ACTIVITY: "Look! Everyone has a heart on their name because God loves you no matter what! Let's pray and talk to God about it. Would anyone like to pray before I pray? *(Give each child who wants to pray the opportunity to do so.)*

"Dear God, thank You for sending Jesus to teach us important things—like how You love us no matter what! You love *(say each child's name)*, and me no matter what! That's amazing! We love You, God! In Jesus' name. Amen."



WEEK
FOUR
JANUARY 2024

SMALL GROUP
3-5 YEAR
-OLDS

PRELUDE

SOCIAL

WORSHIP

STORY

GROUPS

HOME

GETTING READY

HERE'S EVERYTHING YOU NEED TO KNOW TO GET READY FOR THIS WEEK

SOCIAL: PROVIDING TIME FOR FUN INTERACTION (15 MINUTES)

Activities that encourage preschoolers to enter the classroom and begin engaging with peers and Small Group Leaders by providing age-appropriate and hands-on fun while introducing new concepts they will hear in the day's Bible story.

Prepare to offer one or more of the following activities as preschoolers arrive. Let one or two teachers lead activities in different areas of the room while another teacher greets parents and children at the door.

1. PICTURE CLUES

Made to Move: An activity that uses a preschooler's natural desire to move to help them learn

WHAT YOU NEED:

- "Picture Clues" Activity Page
- Copy paper
- File folders
- Clear tape
- Marker
- Optional: painter's tape

WHAT YOU DO:

- Copy "Picture Clues" on copy paper, one set per Small Group.
- Select pictures of items you have in your area.
- Tape one picture on the inside of each file folder.
- Draw a large question mark on the front of each file folder.
- Option: Make two copies of "Picture Clues" and tape one set around the room.

2. ROLLING HEARTS

Made to Play: An activity that channels a preschooler's innate curiosity into a discussion of the week's crucial concepts

WHAT YOU NEED:

- "Rolling Hearts" Activity Page
- Cardstock
- Washable markers
- Large die

WHAT YOU DO:

- Copy "Rolling Hearts" on cardstock, one per child.

3. SHOP WITH OLLIE

Made to Imagine: An activity that lets preschoolers pretend, imagine, and role-play to enhance their learning

WHAT YOU NEED:

- "Ollie Dollars" Activity Page
- Cardstock
- Scissors
- Table
- Assorted items from the classroom

WHAT YOU DO:

- Copy "Ollie Dollars" on cardstock and cut, ten per Small Group.

GROUPS: CREATING A SAFE PLACE TO CONNECT (25 MINUTES)

Create a safe place to connect through activities written to reach every learning style while reinforcing the Bottom Line introduced during the Bible Story and applying it to real-life experiences. In addition, these activities provide preschoolers with an opportunity to build relationships with their Small Group Leader.

Offer as many of the following activities as your time, facilities, resources, and leadership allow. You may want to lead one activity at a time. Or, offer two activities at once and allow half the children to participate in each. Then switch groups and repeat the activities.

1. MEMORY VERSE PARTY HAT

[HEAR FROM GOD | MEMORY VERSE REVIEW]

Made to Create: an activity that explores spiritual ideas through the process of drawing, building, and designing

WHAT YOU NEED:

- "Memory Verse Label" Activity Page
- Avery® Labels #5160 or equivalent
- Party hats
- Stickers
- Permanent marker

WHAT YOU DO:

- Copy "Memory Verse Label" Activity Page on Avery® Labels #5160 or equivalent, one per child.



WEEK
FOUR
JANUARY 2024

SMALL GROUP
3-5 YEAR
-OLDS

PRELUDE

SOCIAL

WORSHIP

STORY

GROUPS

HOME

GETTING READY

HERE'S EVERYTHING YOU NEED TO KNOW TO GET READY FOR THIS WEEK

2. GREAT BIG HEART

[TALK ABOUT GOD | BIBLE STORY REVIEW]

Made to Create: an activity that explores spiritual ideas through the process of drawing, building, and designing

WHAT YOU NEED:

- "Great Big Heart" Activity Page
- "Great Big Heart Sticker" Activity Page
- Cardstock
- Avery® Label #5160 or equivalent
- Scissors
- Glue sticks
- Crayons
- Craft sticks

WHAT YOU DO:

- Copy "Great Big Heart" on cardstock and cut, one per child and leader.
- Copy "Great Big Heart Sticker" on label paper, one sticker per child and leader.
- Create a heart on a craft stick for the leader.

3. THE SPECIAL CHAIR

[LIVE FOR GOD | APPLICATION ACTIVITY]

Made to Think: An advanced activity specifically designed for older preschoolers

WHAT YOU NEED:

- Special chair or cushion
- Optional: Crepe paper streamers and a chair

WHAT YOU DO:

- Bring in a special chair to your classroom or dress up a classroom chair with a special cushion or streamers taped to the back.
- Set your special chair in the center of your activity area.

4. STORY SEARCH

[LIVE FOR GOD | APPLICATION ACTIVITY]

Made to Move: An activity that uses a preschooler's natural desire to move to help them learn

WHAT YOU NEED:

- "Story Search" Activity Page
- Cardstock
- Scissors
- Preschool magnifying glasses

WHAT YOU DO:

- Copy "Story Search" on cardstock and cut, one set per Small Group.
- Hide the images around the room where children can easily find them.

5. RUN TO THE PRODIGAL SON

[LIVE FOR GOD | APPLICATION ACTIVITY]

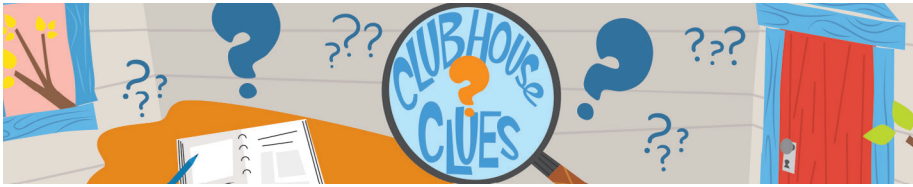
Made to Create: an activity that explores spiritual ideas through the process of drawing, building, and designing

WHAT YOU NEED:

- "Run to the Prodigal Son" Activity Page
- "Happy Father" Activity Page
- Cardstock
- Craft sticks
- Food stickers or stamps
- Pig stickers or stamps
- Washable ink pads
- Crayons
- Glue sticks
- Scissors
- Permanent marker

WHAT YOU DO:

- Copy "Run to the Prodigal Son" on cardstock, one per child.
- Write each child's name on their paper.
- Copy "Happy Father" on cardstock and cut, one per child.



WEEK
FOUR
JANUARY 2024

SMALL GROUP
3-5 YEAR
-OLDS

PRELUDE

SOCIAL

WORSHIP

STORY

GROUPS

HOME

GETTING READY

HERE'S EVERYTHING YOU NEED TO KNOW TO GET READY FOR THIS WEEK

6. JOURNAL AND PRAYER

[PRAY TO GOD | PRAYER ACTIVITY]

Made to Reflect: An activity that encourages personal application and prayer

WHAT YOU NEED:

- "Memory Verse Card" from Week One in Bible
- Journal (Check out the new Ollie journal at bit.ly/3B4Z71j.)
- Fun-shaped pen (Check out the new Ollie Pen at bit.ly/3Nwj0Wh.)
- Heart stickers
- Variety of stickers or a hand stamp

WHAT YOU DO:

- If you do not have the "Memory Verse Card" from Week One, copy "Memory Verse Card" on cardstock and cut, one per Small Group.
- Place it in the Bible at Matthew 7:28.
- **NOTE:** Keep the Memory Verse Card in your Bible all month.

HOME: PROMPTING ACTION BEYOND THE EXPERIENCE

- Make copies on cardstock or email this week's Parent Cue card.
- Copy the Memory Verse card to hand out or make available to parents.
- Copy "Going Home" and hang it on the door where Small Group Leaders can reference and remind parents of the Bottom Line and memory verse as parents pick up their children.
- Tell parents about our additional family resource, the **Parent Cue app**.

FIRST LOOK PINTEREST PAGE

- Visit our Pinterest page to see craft samples and suggested supplies. bit.ly/FL_ClubhouseClues