

WEEK  
**ONE**

FEBRUARY 2024

SMALL GROUP  
**PRETEEN**

## TODAY'S SUGGESTED SCHEDULE

### TODAY'S BIBLE STORY

#### Show Me the Way

The Kindness of Jesus  
Matthew 8:1-4,  
Matthew 19:13-15,  
Matthew 9:10-13

### TODAY'S KEY QUESTION

What does kindness look like?

### TODAY'S BOTTOM LINE

Jesus showed us how to be kind.

### MONTHLY MEMORY VERSE

"You are God's chosen people.  
You are holy and dearly loved.  
So put on tender mercy and  
kindness as if they were your  
clothes. Don't be proud.  
Be gentle and patient."  
Colossians 3:12, NIV

### MONTHLY VIRTUE

Kindness—Showing others they are  
valuable by how you treat them

### BASIC TRUTH

I should treat others the way  
I want to be treated.

### PRELUDE: Setting the tone for the experience

See the **Getting Ready** pages at the end of this document for a detailed description of what you'll need for today.

In the **Prelude** folder of your curriculum, you'll find a variety of other resources to help you prepare.

Check out our Pinterest page here <https://bit.ly/447HSZi> for a visual on some of the activities.

### SMALL GROUP

15  
MIN

#### SOCIAL: Providing time for fun interaction

Just for Fun  
Opening Activity

### LARGE GROUP

35  
MIN

#### STORY: Communicating God's truth in engaging ways

#### WORSHIP: Inviting people to respond to God

Welcome/Opener  
Worship  
Bible Story (Communicator Script)  
Key Question  
Prayer

### SMALL GROUP


25  
MIN

#### GROUPS: Creating a safe place to connect

Application Activity: Take a Snapshot  
Bible Story Review: Bible Story Extension and  
Discussion Questions  
Memory Verse Activity: Verses to Take with You  
Prayer Activity: Make it Personal with Prayer

### HOME: Prompting action beyond the experience

Parent Cue Card (print or email)  
Devotionals for Kids  
Parent Cue App



WEEK  
**ONE**  
FEBRUARY 2024

SMALL GROUP  
**PRETEEN**

PRELUDE

SOCIAL

STORY

WORSHIP

GROUPS

HOME

PROVIDING TIME FOR FUN INTERACTION  
15 MINUTES

## MADE TO EXPLORE

an activity that extends learning  
through hands on experimentation  
and discovery



*Before kids arrive, take a few moments to pray for your kids. Pray that they would be able to recognize moments in their lives when they have opportunities to show kindness to those around them.*

## TODAY'S BIBLE STORY

**Show Me the Way**  
The Kindness of Jesus  
Matthew 8:1-4,  
Matthew 19:13-15,  
Matthew 9:10-13

## TODAY'S KEY QUESTION

What does kindness look like?

## TODAY'S BOTTOM LINE

Jesus showed us how to be kind.

## MONTHLY MEMORY VERSE

**"You are God's chosen people.  
You are holy and dearly loved.  
So put on tender mercy and  
kindness as if they were your  
clothes. Don't be proud.  
Be gentle and patient."  
Colossians 3:12, NIV**

## MONTHLY VIRTUE

Kindness—Showing others they are  
valuable by how you treat them

## BASIC TRUTH

I should treat others the way  
I want to be treated.

## 1. JUST FOR FUN

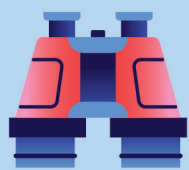
**WHAT YOU NEED:** Offering container, "Paper Whistle" Activity Page, scissors

### WHAT YOU DO:

- Welcome kids by name as they arrive with a high five!
- Invite kids who have brought an offering to place it in the offering container.
- Give each kid a pair of scissors and a "Paper Whistle" Activity Page.
- Guide the kids to follow the steps on the "Paper Whistle" Activity Page to cut out and fold the paper whistle.
- Invite the kids to use their whistle.

*NOTE: To watch a demonstration of a similar activity visit:*  
<https://bit.ly/3rTeGlc>





# GEAR UP

AN ADVENTURE  
IN KINDNESS



WEEK  
**ONE**

FEBRUARY 2024

SMALL GROUP  
**PRETEEN**

PRELUDE

SOCIAL

STORY

WORSHIP

GROUPS

HOME

PROVIDING TIME FOR FUN INTERACTION  
15 MINUTES

## MADE TO PLAY

an activity that encourages learning  
through following guidelines and  
working as a group



## 2. OPENING ACTIVITY

**WHAT YOU NEED:** Sleeping bag (or blanket)

### WHAT YOU DO:

- Invite kids to sit in a wide circle.
- Choose one kid to be the "camper."
- Instruct the "camper" to go inside the "tent"—to stand in the center of the circle with a blanket or sleeping bag over their head and with eyes closed.
- Secretly select one kid in the circle to be the "trail guide," making sure the "camper" does not see or hear who is chosen.
- At your signal, instruct everyone in the circle to begin swatting imaginary flies.
- Direct the "camper" to come out from the "tent."
- When the "camper" is not looking, instruct the "trail guide" to quietly begin a different camp related movement (such as chopping wood).
- Direct the rest of the kids in the circle to immediately begin to mimic the "trail guide's" action.
- Give the "camper" about one minute or two guesses to figure out who is the "trail guide."
- Switch "campers" and "trail guides" and repeat as time allows.
- Invite the kids to brainstorm additional actions the trail guide can use such as:
  - Pretending to reel in a fish
  - Climb a steep trail
  - Stomp a bug on the ground
  - Swim in a lake

## TODAY'S BIBLE STORY

### Show Me the Way

The Kindness of Jesus  
Matthew 8:1-4,  
Matthew 19:13-15,  
Matthew 9:10-13

## TODAY'S KEY QUESTION

What does kindness look like?

## TODAY'S BOTTOM LINE

Jesus showed us how to be kind.

## MONTHLY MEMORY VERSE

"You are God's chosen people.  
You are holy and dearly loved.  
So put on tender mercy and  
kindness as if they were your  
clothes. Don't be proud.  
Be gentle and patient."

Colossians 3:12, NIV

### WHAT YOU SAY:

"Great job following the trail guide. On an actual hiking trip, a trail guide leads the way and makes sure hikers don't go in the wrong direction. Follow the trail guide and you won't get lost or end up in a bear cave. **[Transition]** When it comes to life, we have Someone who shows us the way. Let's find out why showing kindness is one of the best ways to follow the example set by Jesus."


Lead your group to the Large Group area.

## MONTHLY VIRTUE

Kindness—Showing others they are  
valuable by how you treat them

## BASIC TRUTH

I should treat others the way  
I want to be treated.



WEEK  
**ONE**  
FEBRUARY 2024

SMALL GROUP  
**PRETEEN**

PRELUDE

SOCIAL

STORY

WORSHIP

GROUPS

HOME

CREATING A SAFE PLACE TO CONNECT  
25 MINUTES

## MADE TO REFLECT

an activity that creates space  
for personal understanding  
and application



## 1. TAKE A SNAPSHOT

[LIVE FOR GOD | APPLICATION ACTIVITY]

**WHAT YOU NEED:** Prepared butcher paper, markers,  
painter's tape

### WHAT YOU DO:

- Invite the kids to sit in a circle.
- Give each kid a marker and one of the butcher paper strips.
  - If you have a group of fewer than five kids, give each kid two strips.
- Invite kids to write a word or short phrase on their strip of paper they feel describes or defines what kindness is.
- Go around the circle and invite each kid to share their phrase.
- Ask: "Why did you choose to use that particular word or phrase when describing kindness?"
- Continue around the circle, challenging kids not to repeat any of the previous words or phrases.
- **[Make It Personal] Include a word or phrase of your own and share it with the group.**
- Tape the five-foot prepared butcher paper "post" to a wall, door, or other upright surface.
- Explain that hiking trails often have signposts or trail markers that show what's ahead or which direction hikers should go to reach their destination.
- Invite kids to create a trail marker by using the tape to attach their strips of paper to the post.
- If possible, leave the trail marker in place for use later in prayer time.

## TODAY'S BIBLE STORY

### Show Me the Way

The Kindness of Jesus  
Matthew 8:1-4,  
Matthew 19:13-15,  
Matthew 9:10-13

## TODAY'S KEY QUESTION

What does kindness look like?

## TODAY'S BOTTOM LINE

Jesus showed us how to be kind.

## MONTHLY MEMORY VERSE

"You are God's chosen people.  
You are holy and dearly loved.  
So put on tender mercy and  
kindness as if they were your  
clothes. Don't be proud.  
Be gentle and patient."

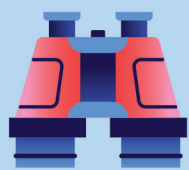
Colossians 3:12, NIV

## MONTHLY VIRTUE

Kindness—Showing others they are  
valuable by how you treat them

## BASIC TRUTH

I should treat others the way  
I want to be treated.



WEEK  
**ONE**

FEBRUARY 2024

SMALL GROUP  
**PRETEEN**

PRELUDE

SOCIAL

STORY

WORSHIP

GROUPS

HOME

CREATING A SAFE PLACE TO CONNECT  
25 MINUTES

## MADE TO MOVE

an activity that increases the oxygen in the brain and taps into the energy in the body



## 2. BIBLE STORY EXTENSION

[TALK ABOUT GOD | BIBLE STORY REVIEW]

**WHAT YOU NEED:** Bibles, compass, "Face It" Activity Page, and "Compass Signs" Activity Pages, markers, painter's tape

### WHAT YOU DO:

- Show the kids a compass (or an app on your phone).
- Ask if kids know what a compass is used for (to show the direction of north, south, east, and west).
- Ask: "Why would a compass be helpful to a camper or hiker?"
- Use the compass to find the north side of your meeting area.
- Place the north "Compass Signs" Activity Page on the floor or tape it to a wall that is on the north side of your area.
- Invite the kids to use the compass to determine where the south, east, and west signs from the "Compass Signs" Activity Page should be placed on the floor or on the wall with the tape.
  - *Option: If time is limited, place the signs around the room prior to the activity.*
- Divide your group into three teams.
- Give one team directions that will lead them to a specific area in the room.
  - For example: take two steps west, three steps south, one step east, and so forth until they reach a specific location in the room.
  - Once the first team has arrived at the specified section, instruct them to sit down.
- Repeat with the remaining two teams, directing them to different locations.
- When all teams are seated, give them markers, one of the pictures from the "Face It!" Activity Page, and a Bible (or let kids use a Bible app on their phone).
- Instruct the teams to look up and read the verses that are referenced on their "Face It!" picture.
- Based on the Bible story that each team looks up, instruct them to work together to draw the missing faces on each of the people in their picture.
- When the teams have finished drawing, bring them together.
- Invite each team to share their picture as they review each of the stories.
- Ask:
  - In these three stories, what do each of the people Jesus showed kindness to have in common? (*They were often overlooked, ignored, or disliked.*)
  - What are some ways Jesus showed others they were valuable?
  - How was Jesus kind to others?
  - Which of these three situations below would be the hardest for you to show kindness? Why?
    - Younger kids who can be annoying at times
    - People who are mean, unfair, or bullies
    - People others ignore or don't want to be around
- Ask the group how a compass that points us in the right direction is like Jesus. (*Guides us. Show us how to treat others.*)
- Ask: "What are some ways you can follow Jesus' example this week and move in the direction of showing greater kindness to the people around you?"

## TODAY'S BIBLE STORY

### Show Me the Way

The Kindness of Jesus  
Matthew 8:1-4,  
Matthew 19:13-15,  
Matthew 9:10-13

## TODAY'S KEY QUESTION

What does kindness look like?

## TODAY'S BOTTOM LINE

Jesus showed us how to be kind.

## MONTHLY MEMORY VERSE

**"You are God's chosen people.  
You are holy and dearly loved.  
So put on tender mercy and  
kindness as if they were your  
clothes. Don't be proud.  
Be gentle and patient."**


Colossians 3:12, NIV

## MONTHLY VIRTUE

Kindness—Showing others they are  
valuable by how you treat them

## BASIC TRUTH

I should treat others the way  
I want to be treated.



WEEK  
**ONE**  
FEBRUARY 2024

SMALL GROUP  
**PRETEEN**

PRELUDE

SOCIAL

STORY

WORSHIP

GROUPS

HOME

CREATING A SAFE PLACE TO CONNECT  
25 MINUTES

## MADE TO CONNECT

an activity that invites kids to  
share with others and build  
on their understanding



## 3. DISCUSSION QUESTIONS

[TALK ABOUT GOD | BIBLE STORY REVIEW]

**WHAT YOU NEED:** No supplies needed

**WHAT YOU DO:**

**Ask:**

- Is there a difference between being nice and being kind?

Explain.

- Why do you think kindness is so important? How do you feel when someone is kind to you versus when someone is unkind to you?
- "Kindness is always cool." Explain why you agree or disagree with that statement.

## TODAY'S BIBLE STORY

**Show Me the Way**

The Kindness of Jesus  
Matthew 8:1-4,  
Matthew 19:13-15,  
Matthew 9:10-13

## TODAY'S KEY QUESTION

What does kindness look like?

## TODAY'S BOTTOM LINE

Jesus showed us how to be kind.

## MONTHLY MEMORY VERSE

"You are God's chosen people.  
You are holy and dearly loved.  
So put on tender mercy and  
kindness as if they were your  
clothes. Don't be proud.  
Be gentle and patient."

Colossians 3:12, NIV

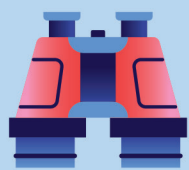
## MONTHLY VIRTUE

Kindness—Showing others they are  
valuable by how you treat them

## BASIC TRUTH

I should treat others the way  
I want to be treated.





WEEK  
**ONE**

FEBRUARY 2024

SMALL GROUP  
**PRETEEN**

PRELUDE

SOCIAL

STORY

WORSHIP

GROUPS

HOME

CREATING A SAFE PLACE TO CONNECT  
25 MINUTES

## MADE TO IMAGINE

an activity that promotes empathy and facilitates biblical application through role-play and reenactment



## 4. VERSES TO TAKE WITH YOU

[HEAR FROM GOD | MEMORY VERSE ACTIVITY]

**WHAT YOU NEED:** Bibles, jacket, hat, boots, backpack, sunglasses, spray bottle with water, prepared index cards;  
*Optional: stopwatch (or app on smartphone)*

### WHAT YOU DO:

- Make sure each kid has a Bible. (Or invite the kids to use a Bible App on their phone.)
- Instruct the kids to look up Colossians 3:12 using the Bible Navigation Tips below.

***Finding verses with 4th-5th graders:** Our verse is from Colossians. Ask kids to tell you whether that's in the Old Testament or the New Testament. (New) So we know it's toward the back of the Bible. When they find Colossians, explain that the big numbers on the page are the chapter numbers. Tell them to find chapter 3. Explain that the small numbers are verse numbers. Tell them to find verses 12 in chapter 3.*

## TODAY'S BIBLE STORY

### Show Me the Way

The Kindness of Jesus  
Matthew 8:1-4,  
Matthew 19:13-15,  
Matthew 9:10-13

## TODAY'S KEY QUESTION

What does kindness look like?

## TODAY'S BOTTOM LINE

Jesus showed us how to be kind.

## MONTHLY MEMORY VERSE

**"You are God's chosen people.  
You are holy and dearly loved.  
So put on tender mercy and  
kindness as if they were your  
clothes. Don't be proud.  
Be gentle and patient."**

Colossians 3:12, NIV

## MONTHLY VIRTUE

**Kindness—Showing others they are  
valuable by how you treat them**

## BASIC TRUTH

**I should treat others the way  
I want to be treated.**

- Read Colossians 3:12 out loud several times.
- Divide the group into two teams.
- Set out the gear near each team. (Or near one of the two teams if only using one set of gear.)
- Place each prepared index card with the verse phrases near a different item.
  - Place the index card with the Scripture reference next to the spray bottle; the rest can be placed randomly.
- Instruct the teams to compete to be the first to dress one of the kids on their team in hiking gear.
- Share the rules.
  - Choose one kid from each team to be the "hiker."
  - Find the card with the first part of the verse.
  - As a team, recite together what is written on the card.
  - Help your "hiker" put on the item that was near that card.
  - Find the card with the second portion of the verse.
  - As a team, recite the first part of the verse as well what is written on the second card.
  - Help your "hiker" put on the item that was with second card before moving on to the third part of the verse.
  - Continue in the same way until the entire verse is being recited and all the clothing is being worn by the hiker.
  - Once the hiker is fully dressed, instruct them to pick up the "bug spray" (spray bottle) and squirt each kid's arm one time.
  - Direct the team to shout out the verse reference—Colossians 3:12—each time a kid is sprayed.
- The first team to finish is the winner. (Time each team in separate rounds if only using one set of gear.)



PRELUDE

SOCIAL

STORY

WORSHIP

GROUPS


HOME

CREATING A SAFE PLACE TO CONNECT  
25 MINUTES

#### (4. VERSES TO TAKE WITH YOU, CONTINUED)

- Bring everyone together then discuss the verse by asking:
  - According to Colossians 3:12, what do the clothes of kindness look like?
  - What do you learn from Colossians 3:12 about the way we should treat others?
  - If you're gentle or patient with someone, how does that show they matter?
  - Why should a follower of Jesus show kindness to others?
  - Like a hiker gets ready for a trek on the trail by putting on special clothes, what can you do to put on kindness this week?





WEEK  
**ONE**  
FEBRUARY 2024

SMALL GROUP  
**PRETEEN**

PRELUDE

SOCIAL

STORY

WORSHIP

GROUPS

HOME

CREATING A SAFE PLACE TO CONNECT  
25 MINUTES

## MADE TO REFLECT

an activity that creates space  
for personal understanding  
and application



## 5. MAKE IT PERSONAL WITH PRAYER

[PRAY TO GOD | PRAYER ACTIVITY]

**WHAT YOU NEED:** Butcher paper trail marker from "Take a Snapshot" activity

### WHAT YOU DO:

- Ask kids to sit down near the butcher paper trail marker.
- Together, read the words and phrases they wrote on the signpost to describe kindness.
- Invite kids to pick a few of the words that challenge them and try to improve their kindness skills this week.
- Allow a couple of minutes for kids to pray silently or aloud, asking God to help them in the areas on the trail marker they chose.
- After the kids have had a few minutes to pray, close your group time in prayer.

### WHAT YOU SAY:

"Dear God, thank You for Your kindness toward us. Help us to follow Your example and treat others with patience and love. Remind us to be as mindful of the way we wear kindness as we are of the clothes we put on. We love You and we pray these things in Jesus' name. Amen."

## TODAY'S BIBLE STORY

### Show Me the Way

The Kindness of Jesus  
Matthew 8:1-4,  
Matthew 19:13-15,  
Matthew 9:10-13

## TODAY'S KEY QUESTION

What does kindness look like?

## TODAY'S BOTTOM LINE

Jesus showed us how to be kind.

## MONTHLY MEMORY VERSE

"You are God's chosen people.  
You are holy and dearly loved.  
So put on tender mercy and  
kindness as if they were your  
clothes. Don't be proud.  
Be gentle and patient."

Colossians 3:12, NIV

## MONTHLY VIRTUE

Kindness—Showing others they are  
valuable by how you treat them

## BASIC TRUTH

I should treat others the way  
I want to be treated.

## GETTING READY

HERE'S EVERYTHING YOU NEED TO KNOW TO GET READY FOR THIS WEEK

### SOCIAL: PROVIDING TIME FOR FUN INTERACTION (15 MINUTES)

Welcome kids and spend time engaging in conversation and catching up. Get ready to experience today's story.

(Choose one or both of these activities.)

#### 1. JUST FOR FUN

**Made to Explore:** an activity that extends learning through hands on experimentation and discovery

**WHAT YOU NEED:**

- Offering container
- Scissors
- Print "Paper Whistle" Activity Page on paper—one per kid
  - To watch a demonstration of a similar activity visit: <https://bit.ly/3rTeGlc>

#### 2. OPENING ACTIVITY

**Made to Play:** an activity that encourages learning through following guidelines and/or working as a group

**WHAT YOU NEED:**

- Sleeping bag (or blanket)—one per group

### GROUPS: CREATING A SAFE PLACE TO CONNECT (25 MINUTES)

Create a safe place to connect and learn how the Bible story applies to real life experiences, through interactive activities and discussion questions.

(Choose as many of these activities as you like.)

#### 1. TAKE A SNAPSHOT

[LIVE FOR GOD | APPLICATION ACTIVITY]

**Made to Reflect:** an activity that creates space for personal processing and application

**WHAT YOU NEED:**

- Brown butcher paper
  - Cut a five-foot length of butcher paper that is five inches wide—one for each Small Group.
  - (This will represent a wooden post on which trail markers are attached.)
  - Cut 3" x 20" lengths of the butcher paper—one/two for each kid.

(These will be the trail markers.)

- Black markers—one for each kid
- Painter's tape

#### 2. BIBLE STORY EXTENSION

[TALK ABOUT GOD | BIBLE STORY REVIEW]

**Made to Move:** an activity that increases the oxygen in the brain and taps into the energy in the body

**WHAT YOU NEED:**

- Bible
- Compass (or compass app on smart phone)—one for each group
- Markers
- Print "Face It" Activity Page on paper—one set for each group
- Print "Compass" Activity Page on paper—one set for each group
- Painter's tape

#### 3. DISCUSSION QUESTIONS

[TALK ABOUT GOD | BIBLE STORY REVIEW]

**Made to Connect:** an activity that invites kids to share and collaborate with others while growing their understanding

**WHAT YOU NEED:**

- No supplies needed

#### 4. VERSES TO TAKE WITH YOU

[HEAR FROM GOD | MEMORY VERSE ACTIVITY]

**Made to Imagine:** an activity that promotes empathy and facilitates biblical application through role-play and reenactment

**WHAT YOU NEED:**

- Bibles
- Optional: stopwatch (or app on smartphone)

**NOTE:** If the following supplies are difficult to obtain, substitute with other types of clothing or gear. You might also choose to gather one set of gear and have teams take turns.

- Jackets—two for each Small Group
- Hats—two Small Group



PRELUDE

SOCIAL

STORY

WORSHIP

GROUPS

HOME

## GETTING READY

HERE'S EVERYTHING YOU NEED TO KNOW TO GET READY FOR THIS WEEK

- Pairs of hiking boots (or other large boots)—two for each Small Group
- Knapsacks (or backpacks)—two for each Small Group
- Sunglasses—two pairs for each Small Group
- Spray bottles with water—two for each Small Group
- Index cards—12 for each Small Group
- Before group time:
  - Divide Colossians 3:12 into 6 sections (including the reference).
  - Write each section on a separate index card in large print.

### 5. MAKE IT PERSONAL WITH PRAYER

[PRAY TO GOD | PRAYER ACTIVITY]

**Made to Reflect:** an activity that creates space for personal processing and application

**WHAT YOU NEED:**

- Butcher paper “trail marker” from “Take a Snapshot” activity

### HOME: PROMPTING ACTION BEYOND THE EXPERIENCE

- Print on cardstock or email this week’s devotionals and Parent Cue cards.
- Tell parents about our additional family resource: **Parent Cue app.**