

WEEK  
**ONE**  
MARCH 2024

LARGE GROUP  
**3-5** YEAR  
-OLDS  
STAGE

## TODAY'S SUGGESTED SCHEDULE

### BIBLE STORY

Jesus wants to be friends  
with everyone, everywhere.

**WOMAN AT THE WELL**  
**JOHN 4:1-30**

### MEMORY VERSE

"I have called you friends."

**JOHN 15:15, NIV**

### KEY QUESTION

Who wants to be  
your friend forever?

### BOTTOM LINE

Jesus wants to be  
my friend forever.

### BASIC TRUTH

Jesus wants to be  
my friend forever.

### PRELUDE: Setting the tone for the experience

See the **Getting Ready** pages at the end of this document for a detailed description of what you'll need for today.


In the **Prelude** folder of your curriculum, you'll find a variety of other resources to help you prepare.

### SMALL GROUP

**15**  
MIN

#### **SOCIAL: Providing time for fun interaction**

*Offer one or more of these activities as preschoolers arrive.*

Hot or Cold  
Water from the Well  
Short and Tall 

### LARGE GROUP

**20**  
MIN

#### **WORSHIP: Inviting people to respond to God**

#### **STORY: Communicating God's truth in engaging ways**

"Never Better" and "I Love You So Much"  
Bible Story  
Prayer

### SMALL GROUP

**25**  
MIN

#### **GROUPS: Creating a safe place to connect**

*Offer as many of these activities as your time, facilities, resources, and leadership allow.*

Memory Verse with Motions  
Run the Bases  
Globe Ball Discovery  
Go Team! Baseball Edition  
Everyone, Everywhere  
Journal and Prayer

### HOME: Prompting action beyond the experience

Going Home  
Memory Verse Card  
Parent Cue Card (*print or email*)  
Parent Cue App



This symbol indicates an activity with potential allergens. Be sure to post allergy alert sign and inform parents at drop-off.



WEEK  
**ONE**  
MARCH 2024

LARGE GROUP  
**3-5** YEAR  
-OLDS  
STAGE

PRELUDE

SOCIAL

WORSHIP

STORY

GROUPS

HOME

10 MINUTES

## BIBLE STORY

Jesus wants to be friends with everyone, everywhere.

### WOMAN AT THE WELL JOHN 4:1-30

## MEMORY VERSE

"I have called you friends."

JOHN 15:15, NIV

## KEY QUESTION

Who wants to be your friend forever?

## BOTTOM LINE

Jesus wants to be my friend forever.

## BASIC TRUTH

Jesus wants to be my friend forever.

## LARGE GROUP

ENGAGE CHILDREN'S HEARTS THROUGH A DYNAMIC AND INTERACTIVE WORSHIP, BIBLE STORY, AND PRAYER EXPERIENCE IN A LARGE GROUP SETTING.

## WORSHIP

**WHAT YOU NEED:** "Memory Verse Card" Activity Page; cardstock; scissors; Bible; instruments or music player; this month's worship song, "Never Better," included in your monthly files; and "I Love You So Much," available on [OrangeKidsMusic.com](https://www.OrangeKidsMusic.com); Optional: Dance Moves Videos for "Never Better," available in the Media Package if you subscribe or from [OrangeKidsMusic.com](https://www.OrangeKidsMusic.com), and "I Love You So Much," available from [OrangeKidsMusic.com](https://www.OrangeKidsMusic.com)

*Worship Leader enters.*

**WORSHIP LEADER:** "Friends, I'm SO excited to see you today! My name is [your name]. This month, we'll learn about the BEST friend ever. Can you guess who it is? (Pause.) It's Jesus!

"When I ask, '**Who wants to be your friend forever**, I want you to say, '**Jesus wants to be my friend forever!**' Who wants to be your friend forever?"

**CHILDREN AND WORSHIP LEADER:** "**Jesus wants to be my friend forever.**"

**WORSHIP LEADER:** "Yes, He does! There will never, ever be a better friend than Jesus! Sing this with me."

*Lead children in singing "Never Better," this month's worship song.*

"I just love that song! Thanks for singing it with me. Tell me: **Who wants to be your friend forever?**"

**CHILDREN AND WORSHIP LEADER:** "**Jesus wants to be my friend forever.**"

**WORSHIP LEADER:** "You've got it! **Jesus wants to be my friend forever!** The Bible teaches us that Jesus says, 'I (point up) have called you (two fingers on top of two fingers) friends,' (hook index fingers twice) John 15:15. (Open hands like a book.)

"Jesus says that to you and me. Jesus calls us friends! Let's learn our Memory Verse together. Are you ready? Watch me say it and do the motions, and then you can do it with me!



WEEK  
**ONE**  
MARCH 2024

LARGE GROUP  
**3-5** YEAR  
-OLDS  
STAGE

PRELUDE

SOCIAL

WORSHIP

STORY

GROUPS

HOME

10 MINUTES

*Lead children to say the Memory Verse with the motions.*

"Great job! Jesus says, 'I have called you friends!' (*John 15:15, NIV*) What a good, good friend. When Jesus thinks of you, He says, 'I love you, I love you, I love you so much!' Sing this with me.

*Lead children in singing "I Love You So Much."*

"Thanks for worshipping with me today! **[Transition]** And now it's time to turn around, sit down, and shake the wiggles out (*wiggle hands*), so we can hear (*cup hands behind ears*) what the story's all about!"

*Host enters as Worship Leader exits.*

## INTRO SKETCH

**WHAT YOU NEED:** Baseball glove, preschool bat, foam baseball, and a baseball tee

Preset the baseball glove, baseball tee, and ball in your storytelling area.

*Host enters carrying the foam bat as Worship Leader exits.*

**HOST:** "Hi, friends! Welcome to [your environment's name or story time]! My name is [your name]. Do you know what this is?

*Hold up the bat.*

"Yes! It's a baseball bat! Do you know what a bat does? (*Pause.*) I'll show you!

*Line up to swing, and stop just before hitting the ball.*

"A baseball bat is used to hit a ball! I learned how to play as a kid.

*Set down the bat.*

"Baseball is SO MUCH FUN! And the best part is everyone can be part of the team.

*Put on the glove.*

"You can be the player on the team who catches the ball.

*Pick up the ball, toss it in the air, catch it in the glove, and give an excited smile. Then quickly return the ball to the tee and take off the glove.*

"You can be the player on the team who hits the ball.

*Hit the ball with a bat, away from the children.*

"And the crowd goes wild!

*Run around your storytelling area as if running the bases.*

"I think that was a home run!



WEEK  
**ONE**  
MARCH 2024

LARGE GROUP  
**3-5** YEAR  
-OLDS  
STAGE

PRELUDE

SOCIAL

WORSHIP

STORY

GROUPS

HOME

10 MINUTES

Return to the baseball tee.

"And you can be a player on the team who throws the ball!"

*Pretend to throw but keep the ball in your hand.*

"Do you want to know something else really cool about baseball? Kids play baseball all around the world! I love playing baseball. I think I'll go practice my swing! See you later, friends."

*Storyteller enters as Host exits with baseball gear.*

## STORY

**WHAT YOU NEED:** Bible; large, plastic tub; gray, tan, or brown butcher paper; bucket or pitcher; winter coat; sunglasses; large bin; and markers; *Optional: cardboard bricks; Optional: Story Images and cardstock*

*Preset your prepared "well" on one side of your storytelling area. Cover the "well" with a big blanket or sheet.*

*Storyteller enters, carrying a Bible and bin of props, as Host exits.*

**STORYTELLER:** "Hello, friends!"

*Set the bin down.*

"I'm [your name], and I can't wait to tell you a true story from the Bible.

*Open the Bible for children to see, then set it down.*

"Today's true story from the Bible begins with a well.

*Gesture to the well.*

"A well is a deep hole in the ground with water in it. A long time ago, people would go to a well to get water because they didn't have sinks or refrigerators or water bottles. That means, if someone was thirsty, they had to go to a well for water! And guess who was thirsty in our Bible Story?

"Jesus!"

*(Option: Display Story Image W1 01)*

"Jesus had been walking a long way and He was tired and thirsty. Can you show me how you feel when you're tired and hot and thirsty?"

*Wipe your brow, and fan your face.*

"Yes! Jesus was tired and thirsty. So, He sat down by a well. While Jesus was sitting at the well, a woman walked up to get water.

*Pick up the bucket/pitcher.*

"Jesus asked the woman, 'Will you give me a drink?'" (John 4:7, NIV)

*Step back and make a big surprised face.*

"The woman was surprised Jesus talked to her. She knew that the people from her town were not friends with the



WEEK  
**ONE**  
MARCH 2024

LARGE GROUP  
**3-5** YEAR  
-OLDS  
STAGE

PRELUDE

SOCIAL

WORSHIP

STORY

GROUPS

HOME

10 MINUTES

people from His town. So the woman asked Jesus, 'Why are You asking ME for a drink?'  
"Let's stop the story right there for a minute.

*Set down bucket/pitcher.*

"Do you think Jesus wanted to be the woman's friend, even though she was from a different town? (Pause.) Yes! Jesus wanted to be her friend forever because Jesus wants to be EVERYONE'S friend forever.

"That means no matter where you live, Jesus wants to be YOUR friend forever too, because Jesus loves everyone. Jesus wants everyone to be on His team!

"Now think about it. Do you think a person can be on Jesus' team if they live . . .

*Pull the coat out of the bin, put it on, and shiver as you speak.*

". . . somewhere really, really COLD? (Pause.) Yes! Show me your super-cold face!

*Make a face and rub your arms like you are freezing.*

"Brrrrrr! Yes, a person can be on Jesus' team if they live somewhere really, really cold!

"Do you think a person can be on Jesus' team if they live . . .

*Return the coat to the bin, pull out the sunglasses, and put them on.*

". . . somewhere really, really HOT? (Pause.) Yes! Show me what you look like when it's really hot outside!

*Fan yourself as if really hot.*

"Yes, a person can be on Jesus' team if they live somewhere really, really hot!

*Take off sunglasses and pull out prepared roll of butcher paper. Unroll the butcher paper to reveal a drawing of an apartment building.*

"What about people who live in a tall building? Can they be on Jesus' team? (Pause.) Yes!

*Turn paper around to reveal small house.*


"What about people who live in a small building? Can they be on Jesus' team? (Pause.) Yes!

*Roll the paper back up as you speak and put it in bin.*

"No matter where you live, Jesus loves you, and Jesus wants to be your friend forever. Everyone can be on Jesus' team!

"Now, back to the Bible Story. Do you remember the woman at the well?

*Pick up the bucket.*



WEEK  
**ONE**  
MARCH 2024

LARGE GROUP  
**3-5** YEAR  
-OLDS  
STAGE

PRELUDE

SOCIAL

WORSHIP

STORY

GROUPS

HOME

10 MINUTES

"Jesus told her that He is God's Son and He wanted to be her friend forever! The woman was so excited, she left her bucket at the well and went and told EVERYONE in town to come see Jesus, because she knew Jesus wanted to be their friend forever too!

*Set the bucket down next to the well and walk closer to the audience.*

"And that means Jesus wants to be my friend forever and your friend forever and your neighbor's friend forever . . . Jesus wants to be EVERYONE'S friend forever!

**"Jesus wants to be my friend forever! Who wants to be your friend forever?"**

**CHILDREN AND STORYTELLER: "Jesus wants to be my friend forever!"**

**STORYTELLER:** "Yes, **Jesus wants to be my friend forever.** [Transition] Our story time is over (*pick up and close Bible*), but we're not through. Let's talk to God because God loves you!"

## PRAYER

**STORYTELLER:** "Dear God, we love You. Thank You for Jesus. Thank You that Jesus was a friend to the woman at the well and is a friend to us too! Jesus is the best friend because He is our forever friend! Help us to tell everyone, everywhere about what a good, good friend Jesus is to us. In Jesus' name, we pray, amen.

"I'll see you next time. Bye!"

*Host enters as Storyteller exits, carrying Bible.*

## OUTRO SKETCH

**WHAT YOU NEED:** Foam ball, and baseball glove from Intro

*Host enters with a baseball glove and ball as Storyteller exits.*

**HOST:** "Wow! Jesus wanted to be friends with the woman at the well because Jesus wants to be friends with everyone!

"I think I (*point to self*) got the story. Did you (*point to children*) get it? If you did, say, 'Got it!' Get it?" (*Cup one hand behind ear.*)

**CHILDREN AND HOST:** "Got it!"

**HOST:** (*Give two thumbs-up.*) "Good!

*Toss the ball into the glove.*

"I want to be a friend like Jesus. I'm going to invite every one of my neighbors to play baseball with me.

**[Transition]** "And now it's time for more Bible fun. There's more to learn. Come on, everyone!"

*Host dismisses small groups and exits.*



WEEK  
**ONE**  
MARCH 2024

LARGE GROUP  
**3-5** YEAR  
-OLDS  
STAGE

PRELUDE

SOCIAL

WORSHIP

STORY

GROUPS

HOME

## GETTING READY

HERE'S EVERYTHING YOU NEED TO KNOW TO GET READY FOR THIS WEEK

Gather children for a Large Group time that includes interactive worship, the introductory sketch, and the Bible story. The Stage Script is written for those who gather their preschoolers together from multiple rooms and have a larger space on which to present the Bible story. If you are pulling your children to a rug on one side of your preschool space, you may benefit from using the Rug Script.

### WORSHIP: INVITING PEOPLE TO RESPOND TO GOD (10 MINUTES)

*A Worship Leader and live instruments are recommended to sing along with the music tracks. Encourage children to be active during worship by incorporating the appropriate hand motions.*

### STORY: COMMUNICATING GOD'S TRUTH IN ENGAGING WAYS (10 MINUTES)

*Choose an adult or teenager who relates well to preschoolers to tell the Introductory Sketch. If possible, use the same person for an entire month, as the Host role stays the same each month.*

*Choose an engaging adult to tell the Bible story. This person should be able to command the attention of preschoolers and control the group through animated storytelling. These scripts are written to be "told" and not "read." Advanced preparation is necessary.*

### 1. WORSHIP

#### WHAT YOU NEED:

- Leader(s)
- Instruments or music player
- "Memory Verse Card" Activity Page
- Cardstock
- Scissors
- Bible

#### MUSIC AND SOUND EFFECTS:

- This month's worship song, "Never Better," included in your monthly files
- "I Love You So Much," available on the *Never Better* album on [OrangeKidsMusic.com](https://www.OrangeKidsMusic.com)

#### OPTIONAL VIDEOS (AVAILABLE FOR PURCHASE):

- Dance Moves Music Video for "Never Better," available in the Media Package if you subscribe or from [OrangeKidsMusic.com](https://www.OrangeKidsMusic.com)
- Dance Moves Music Video for "I Love You So Much," available from [OrangeKidsMusic.com](https://www.OrangeKidsMusic.com)

#### WHAT YOU DO:

- Copy "Memory Verse Card" on cardstock and cut apart.
- Place "Memory Verse Card" in Bible at John 15:15.
- Download all songs and have them ready to use.

### 2. INTRO/OUTRO SKETCH

#### WHAT YOU NEED:

- Baseball glove
- Preschool bat
- Foam baseball
- Baseball tee

#### WHAT YOU DO:


- Preset the baseball glove, baseball tee, and ball in your storytelling area.

### 3. BIBLE STORY

#### WHAT YOU NEED:

- Bible
- Large, round plastic tub
- Grey, tan, or brown butcher paper
- Bucket or pitcher
- Winter coat to fit Storyteller
- Sunglasses
- Large bin
- Markers
- Optional: cardboard bricks





WEEK  
**ONE**  
MARCH 2024

LARGE GROUP  
**3-5** YEAR  
-OLDS  
STAGE

PRELUDE

SOCIAL

WORSHIP

STORY

GROUPS

HOME

## GETTING READY

HERE'S EVERYTHING YOU NEED TO KNOW TO GET READY FOR THIS WEEK

- *Optional: Story Images and cardstock*

### LARGE GROUP VISUALS:

- Story Image W1 01
- Story Image W1 02

### WHAT YOU DO:

- Make a well by covering the round tub with crumpled butcher paper and securing the butcher paper with tape.
- Draw a tall apartment building on one side of another long sheet of butcher paper.
- On the opposite side of the paper, draw a small house.
- *Note:* The Storyteller should be able to reveal the apartment building by unrolling the paper and then reveal the house by simply turning the paper over.
- Roll up the butcher paper drawing and place it in a bin with the winter coat and sunglasses.
- Preset the "well" and bucket/pitcher in your storytelling area
- Place the bin on the opposite side of your storytelling area.
- *Option: Copy the Story Images on cardstock or download them to display on a screen.*

### FIRST LOOK PINTEREST PAGE

- Visit our Pinterest page to see craft samples and suggested supplies. [bit.ly/FL\\_GoTeam](https://bit.ly/FL_GoTeam)

## SUPPLEMENTAL RESOURCES

**WONDER, LOOK AT GOD'S STORY:** First Look offers weekly introductory sketches and Bible stories on the DVD titled "Wonder, Look at God's Story." This DVD is available for purchase at [OrangeStore.org](https://OrangeStore.org) or as part of your monthly Media Package.

### MONTHLY WIDGET\*:

#### "YAY, JESUS!" PENNANT

This month, we offer a unique item that helps kids and families apply what they're learning at home. Available at [Store.ThinkOrange.com](https://Store.ThinkOrange.com).

\***WIDG-ET** [WIJ-IT] -noun

1. Something unspecific whose name is either forgotten or not known.
2. A device that is very useful for a particular job  
Origin: 1925-30; perhaps an alternative form of gadget