

WEEK  
**FOUR**  
MARCH 2024

LARGE GROUP  
**3-5** YEAR  
-OLDS  
STAGE

## TODAY'S SUGGESTED SCHEDULE

### BIBLE STORY

We can celebrate Jesus.

**PALM SUNDAY**  
**MATTHEW 21:1-11,15-16**

### MEMORY VERSE

"I have called you friends."

**JOHN 15:15, NIV**

### KEY QUESTION

Who wants to be  
your friend forever?

### BOTTOM LINE

Jesus wants to be  
my friend forever.

### BASIC TRUTH

Jesus wants to be  
my friend forever.

### PRELUDE: Setting the tone for the experience

See the **Getting Ready** pages at the end of this document for a detailed description of what you'll need for today.

In the **Prelude** folder of your curriculum, you'll find a variety of other resources to help you prepare.

### SMALL GROUP

**15**  
MIN

#### **SOCIAL: Providing time for fun interaction**

*Offer one or more of these activities as preschoolers arrive.*

Bubble Wrap Walk  
Coats and Leaves Patterning  
Coats

### LARGE GROUP

**20**  
MIN

#### **WORSHIP: Inviting people to respond to God**

#### **STORY: Communicating God's truth in engaging ways**

"Never Better" and "I Love You So Much"

Bible Story  
Prayer

### SMALL GROUP

**25**  
MIN

#### **GROUPS: Creating a safe place to connect**

*Offer as many of these activities as your time, facilities, resources, and leadership allow.*

Memory Verse and Cheer  
Sport Bag Story  
Trace That Face  
Parachute Leaves  
Go Team Jersey  
Journal and Prayer

### HOME: Prompting action beyond the experience

Going Home  
Memory Verse Card  
Parent Cue Card (*print or email*)  
Parent Cue App



WEEK  
**FOUR**  
MARCH 2024

LARGE GROUP  
**3-5** YEAR  
-OLDS  
STAGE

PRELUDE

SOCIAL

WORSHIP

STORY

GROUPS

HOME

10 MINUTES

## BIBLE STORY

We can celebrate Jesus.

**PALM SUNDAY**  
**MATTHEW 21:1-11,15-16**

## MEMORY VERSE

"I have called you friends."

**JOHN 15:15, NIV**

## KEY QUESTION

Who wants to be  
your friend forever?

## BOTTOM LINE

Jesus wants to be  
my friend forever.

## BASIC TRUTH

Jesus wants to be  
my friend forever.

## LARGE GROUP

ENGAGE CHILDREN'S HEARTS THROUGH A DYNAMIC AND  
INTERACTIVE WORSHIP, BIBLE STORY, AND PRAYER EXPERIENCE  
IN A LARGE GROUP SETTING.

## WORSHIP

**WHAT YOU NEED:** "Memory Verse Card" from Week One in Bible; instruments or music player; this month's worship song, "Never Better," included in your monthly files; and "I Love You So Much," available on [OrangeKidsMusic.com](https://www.OrangeKidsMusic.com); *Optional: Dance Moves Videos for "Never Better," available in the Media Package if you subscribe or from [OrangeKidsMusic.com](https://www.OrangeKidsMusic.com), and "I Love You So Much," available from [OrangeKidsMusic.com](https://www.OrangeKidsMusic.com)*

*Worship Leader enters.*

**WORSHIP LEADER:** "Friends, welcome to [name of environment]! My name is [your name]. I'm SO glad you're here because today, we're going to talk about Jesus, our forever friend. God sent Jesus, His only Son, because God loves us! Did you know that Jesus wants to be your friend and my friend forever? It's true!

"When I ask, '**Who wants to be your friend forever?**' I want you to say, '**Jesus wants to be my friend forever!**' **Who wants to be your friend forever?**'"

**CHILDREN AND WORSHIP LEADER:** "**Jesus wants to be my friend forever.**"

**WORSHIP LEADER:** "That's right. I'm SO glad God gave us Jesus. There is no better friend. Let's sing this together.

*Lead children in singing "Never Better," this month's worship song.*


"Thank you for singing and moving with me! The Bible teaches us that Jesus said, 'I (point up) have called you (two fingers on top of two fingers) friends,' (hook index fingers twice) John 15:15. (Open hands like a book.) Jesus says that to you and me! Let's learn our Memory Verse together. Let's say it together.

*Lead children to say the Memory Verse with the motions.*

"Great job! Jesus calls us His friend. What does Jesus say when He thinks of us? Jesus thinks, 'I love you so much!' Sing with me."

*Lead children in singing "I Love You So Much."*

"I just love that truth. Jesus loves you SO much. Thanks for worshipping with me today! **[Transition]** And now it's time to turn around, sit down, and shake the



WEEK  
**FOUR**  
MARCH 2024

LARGE GROUP  
**3-5** YEAR  
-OLDS  
STAGE

PRELUDE

SOCIAL

WORSHIP

STORY

GROUPS

HOME

10 MINUTES

wiggles out (*wiggle hands*), so we can hear (*cup hands behind ears*) what the story's all about!"

*Host enters as Worship Leader exits.*

## INTRO SKETCH

**WHAT YOU NEED:** Megaphone

*Host enters with the megaphone as Worship Leader exits.*

**HOST:** "Hi, friends! Welcome to [your environment's name or story time]! My name is [your name].

(*Into megaphone.*) "G-O, go team! G-O, go team!

*Put down the megaphone.*

"Do you know what this is? This is called a megaphone. It helps you cheer (*into megaphone*) really loud.

*Put down megaphone.*

"Do you want to make a megaphone? Put your hands by your mouth like this.

*Cup hands around mouth.*

"Now cheer, 'G-O, Go team!'"

**CHILDREN AND HOST:** "G-O, Go team! G-O, Go team! G-O, Go team!"

**HOST:** "Megaphones down. Great cheering, friends. And today's Bible Story has lots of cheering! I can't wait for you to hear it. I'll see you later!"

*Storyteller enters as Host exits.*

## STORY

**WHAT YOU NEED:** Painter's tape, coats, palm branches, and a Bible; *Optional: Story Images and cardstock*

*Preset the coats and palm branches in the storytelling area. Use floor tape to mark a 2' wide path down the center of where the children sit for Bible Story time.*

*Option: If you have a raised stage or don't wish to have the Storyteller in the middle of the children, lay the coats along the front edge of the stage.*

*Storyteller enters, carrying a Bible, as Host exits.*

**STORYTELLER:** "Hello, friends! I'm [your name], and I have an awesome TRUE story from the Bible.

*Open Bible for children to see, then set it down.*



WEEK  
**FOUR**  
MARCH 2024

LARGE GROUP  
**3-5** YEAR  
-OLDS  
STAGE

PRELUDE

SOCIAL

WORSHIP

STORY

GROUPS

HOME

10 MINUTES

"Today's true story from the Bible starts in the town of Jerusalem when people found out that (excited) Jesus was coming! The people were so excited that Jesus was coming! Turn to your neighbor and with your best excited face say, 'Jesus is coming!'"

**CHILDREN AND STORYTELLER:** "Jesus is coming!"

**STORYTELLER:** "Stand up on your feet. Now, turn to your other neighbor, jump up and down, and say, 'Jesus is coming!'"

**CHILDREN AND STORYTELLER:** "Jesus is coming!"

**STORYTELLER:** "Woo-hoo! That's how excited the people were. You can sit down now."

"The people were so excited and wanted to celebrate and cheer for Jesus because they knew Jesus was special, and they had heard about all the amazing things Jesus had done. Let's cheer for Jesus one more time. Say, 'Yay, Jesus!'"

**CHILDREN AND STORYTELLER:** "Yay, Jesus!"

**STORYTELLER:** "The whole town lined up on the street to see Jesus. See this taped path on the floor? Everyone, scoot apart so we can see the path."

*Lead the children to scoot apart to reveal the taped path on the floor where they're sitting. Then begin laying the coats out flat along the path.*

"They took their coats off and laid them on the ground to make a special path for Jesus."

*(Option: Display Story Image W4 01)*

Pick up the palm branches and begin to wave them.

"And the people held palm branches up high so they could wave them like flags. When they saw Jesus, they wanted to be ready to celebrate and cheer for Jesus. Quick, let's get ready too! Pretend to have a palm branch in your hand."

"Let's pretend Jesus is coming! Wave your pretend branches in the air like this, and we're all going to shout, 'Hosanna! Hosanna! Yay, Jesus!'"

*Wave palm branches and shout with kids.*


**CHILDREN AND STORYTELLER:** "Hosanna! Hosanna! Yay, Jesus!"

**STORYTELLER:** "One more time!"

**CHILDREN AND STORYTELLER:** "Hosanna! Hosanna! Yay, Jesus!"

**STORYTELLER:** "Great job, everyone. You can put your arms down now."

*(Option: Display Story Image W4 02)*



WEEK  
**FOUR**  
MARCH 2024

LARGE GROUP  
**3-5** YEAR  
-OLDS  
STAGE

PRELUDE

SOCIAL

WORSHIP

STORY

GROUPS

HOME

10 MINUTES

"Jesus came into Jerusalem riding a donkey, and the people waved their palm branches and celebrated Jesus. And we can celebrate Jesus today and every day because Jesus wants to be our friend forever. **Who wants to be your friend forever?**"

**CHILDREN AND STORYTELLER:** "Jesus wants to be my friend forever!"

**STORYTELLER:** "It's true! **Jesus wants to be my friend forever.** [Transition] Our story time is over (*pick up and close Bible*), but we're not through. Let's talk to God because God loves you!"

### PRAYER

**STORYTELLER:** "God, thank You for sending Jesus to be our friend forever! Just like the people in Jerusalem cheered and were SO happy to see Jesus, help us to love and celebrate Jesus too! We want ALL our friends to know about Jesus, the best friend of all. In Jesus' name, we pray, amen."

"I'll see you next time. Bye!"

*Host enters as Storyteller exits, carrying Bible.*

### OUTRO SKETCH

**WHAT YOU NEED:** No supplies needed

*Host enters as Storyteller exits.*

**HOST:** "Wow! So many people wanted to celebrate Jesus. They knew Jesus was special. We can celebrate Jesus too!"

"I think I (*point to self*) got the story. Did you (*point to children*) get it? If you did, say, 'Got it!' Get it?" (*Cup one hand behind ear.*)


**CHILDREN AND HOST:** "Got it!"

**HOST:** (*Give two thumbs-up.*) "Good! Jesus wants to be our friend forever! So now, let's cheer for Jesus like the people in the story."

**CHILDREN AND HOST:** "Hosanna! Hosanna! Yay, Jesus!"

**HOST:** "Great job! I hope you keep cheering for Jesus! [Transition] And now it's time for more Bible fun. There's more to learn. Come on, everyone!"

*Host dismisses small groups and exits.*



WEEK  
**FOUR**  
MARCH 2024

LARGE GROUP  
**3-5** YEAR  
-OLDS  
STAGE

PRELUDE

SOCIAL

WORSHIP

STORY

GROUPS

HOME

## GETTING READY

HERE'S EVERYTHING YOU NEED TO KNOW TO GET READY FOR THIS WEEK

Gather children for a Large Group time that includes interactive worship, the introductory sketch, and the Bible story. The Stage Script is written for those who gather their preschoolers together from multiple rooms and have a larger space on which to present the Bible story. If you are pulling your children to a rug on one side of your preschool space, you may benefit from using the Rug Script.

### WORSHIP: INVITING PEOPLE TO RESPOND TO GOD (10 MINUTES)

*A Worship Leader and live instruments are recommended to sing along with the music tracks. Encourage children to be active during worship by incorporating the appropriate hand motions.*

### STORY: COMMUNICATING GOD'S TRUTH IN ENGAGING WAYS (10 MINUTES)

*Choose an adult or teenager who relates well to preschoolers to tell the Introductory Sketch. If possible, use the same person for an entire month, as the Host role stays the same each month.*

*Choose an engaging adult to tell the Bible story. This person should be able to command the attention of preschoolers and control the group through animated storytelling. These scripts are written to be "told" and not "read." Advanced preparation is necessary.*

### 1. WORSHIP

#### WHAT YOU NEED:

- Leader(s)
- Instruments or music player
- "Memory Verse Card" from Week One, placed in Bible at John 15:15

#### MUSIC AND SOUND EFFECTS:

- This month's worship song, "Never Better," included in your monthly files
- "I Love You So Much," available on the Never Better album on [OrangeKidsMusic.com](https://www.OrangeKidsMusic.com)

#### OPTIONAL VIDEOS (AVAILABLE FOR PURCHASE):

- Dance Moves Music Video for "Never Better," available in the Media Package if you subscribe or from [OrangeKidsMusic.com](https://www.OrangeKidsMusic.com)
- Dance Moves Music Video for "I Love You So Much,"

available from [OrangeKidsMusic.com](https://www.OrangeKidsMusic.com)

#### WHAT YOU DO:

- Download all songs and have them ready to use.

### 2. INTRO/OUTRO SKETCH

#### WHAT YOU NEED:

- Megaphone

### 3. BIBLE STORY

#### WHAT YOU NEED:

- Painter's tape
- Coats, 4-6 per Large Group
- Palm branches
- Bible
- Optional: Story Images and cardstock

#### LARGE GROUP VISUALS:

- Story Image W4 01
- Story Image W4 02

#### WHAT YOU DO:

- Preset the coats and palm branches in your storytelling area.
- Use painter's tape to mark a 2' wide path down the center of where the children sit for Bible Story time.
- Option: If you have a raised stage or don't wish to have the Storyteller in the middle of the children, lay the coats along the front edge of the stage.
- Option: Copy the Optional Story Images on cardstock or download them to display on a screen.

### SUPPLEMENTAL RESOURCES

**WONDER, LOOK AT GOD'S STORY:** First Look offers weekly introductory sketches and Bible stories on the DVD titled "Wonder, Look at God's Story." This DVD is available for purchase at [OrangeStore.org](https://www.OrangeStore.org) or as part of your monthly Media Package.

### FIRST LOOK PINTEREST PAGE

- Visit our Pinterest page to see craft samples and suggested supplies. [bit.ly/FL\\_GoTeam](https://bit.ly/FL_GoTeam)