

WEEK  
**FIVE**  
MARCH 2024

LARGE GROUP  
**3-5** YEAR  
-OLDS  
STAGE

## TODAY'S SUGGESTED SCHEDULE

### BIBLE STORY

Jesus is alive!

**EASTER**  
**MATTHEW 26:26-28:10**

### MEMORY VERSE

"I have called you friends."

**JOHN 15:15, NIV**

### KEY QUESTION

Who wants to be  
your friend forever?

### BOTTOM LINE

Jesus wants to be  
my friend forever.

### BASIC TRUTH

Jesus wants to be  
my friend forever.

### PRELUDE: Setting the tone for the experience

See the **Getting Ready** pages at the end of this document for a detailed description of what you'll need for today.

In the **Prelude** folder of your curriculum, you'll find a variety of other resources to help you prepare.

### SMALL GROUP

**15**  
MIN

#### **SOCIAL: Providing time for fun interaction**

*Offer one or more of these activities as preschoolers arrive.*

Team Jesus  
Emotion Sort  
Will It Roll?

### LARGE GROUP

**20**  
MIN

#### **WORSHIP: Inviting people to respond to God**

#### **STORY: Communicating God's truth in engaging ways**

"Never Better" and "He Is Alive"


Bible Story  
Prayer

### SMALL GROUP

**25**  
MIN

#### **GROUPS: Creating a safe place to connect**

*Offer as many of these activities as your time, facilities, resources, and leadership allow.*

I Have Called You Friends  
Make the Story   
I Spy Jesus!  
Sweep and Celebrate  
Cup Trophy  
Journal and Prayer

### HOME: Prompting action beyond the experience

Going Home  
Memory Verse Card  
Parent Cue Card (*print or email*)  
Parent Cue App



This symbol indicates an activity with potential allergens. Be sure to post allergy alert sign and inform parents at drop-off.



WEEK  
**FIVE**  
MARCH 2024

LARGE GROUP  
**3-5** YEAR  
-OLDS  
STAGE

PRELUDE

SOCIAL

WORSHIP

STORY

GROUPS

HOME

10 MINUTES

## BIBLE STORY

Jesus is alive!

**EASTER**  
**MATTHEW 26:26-28:10**

## MEMORY VERSE

"I have called you friends."

**JOHN 15:15, NIV**

## KEY QUESTION

Who wants to be  
your friend forever?

## BOTTOM LINE

Jesus wants to be  
my friend forever.

## BASIC TRUTH

Jesus wants to be  
my friend forever.

## LARGE GROUP

ENGAGE CHILDREN'S HEARTS THROUGH A DYNAMIC AND INTERACTIVE WORSHIP, BIBLE STORY, AND PRAYER EXPERIENCE IN A LARGE GROUP SETTING.

## WORSHIP

**WHAT YOU NEED:** "Memory Verse Card" from Week One in Bible; instruments or music player; this month's worship song, "Never Better," included in your monthly files; and "He Is Alive," available on [OrangeKidsMusic.com](https://www.OrangeKidsMusic.com); *Optional: Dance Moves Videos for "Never Better," available in the Media Package if you subscribe or from [OrangeKidsMusic.com](https://www.OrangeKidsMusic.com), and "He Is Alive," available from [OrangeKidsMusic.com](https://www.OrangeKidsMusic.com)*

*Worship Leader enters.*

**WORSHIP LEADER:** "Friends, I'm SO excited to see you today! My name is [your name]. It's Easter— the day we celebrate that Jesus is alive! There is NO better friend than Jesus!

"When I ask, '**Who wants to be your friend forever?**' I want you to say, '**Jesus wants to be my friend forever!**' **Who wants to be your friend forever?**"

**CHILDREN AND WORSHIP LEADER:** "**Jesus wants to be my friend forever.**"

**WORSHIP LEADER:** "It's true! Jesus loved us first. He always cares. Stand up on your feet and sing this out with me.

*Lead children in singing "Never Better," this month's worship song.*


"What a great song! And it's all true. Jesus is the best friend in the whole wide world. And He wants to be YOUR friend, forever and always. Tell me: **Who wants to be your friend forever?**"

**CHILDREN AND WORSHIP LEADER:** "**Jesus wants to be my friend forever.**"

**WORSHIP LEADER:** "You've got it! **Jesus wants to be my friend forever!** The Bible teaches us that Jesus says, 'I (point up) have called you (two fingers on top of two fingers) friends (hook index fingers twice),' John 15:15. (Open hands like a book.). Let's say that together."

*Lead children to say the Memory Verse with the motions.*

"Jesus is the best. He calls us all His friends. I just want to tell the world that



WEEK  
**FIVE**  
MARCH 2024

LARGE GROUP  
**3-5** YEAR  
-OLDS  
STAGE

PRELUDE

SOCIAL

WORSHIP

STORY

GROUPS

HOME

10 MINUTES

Jesus is alive! Sing this out with me.

*Lead children in singing "He Is Alive."*

"What an awesome truth! We celebrate Easter because Jesus is alive! He has saved the day. Thanks for celebrating and worshipping with me, friends."

**[Transition]** "And now it's time to turn around, sit down, and shake the wiggles out (*wiggle hands*), so we can hear (*cup hands behind ears*) what the story's all about!"

*Host enters as Worship Leader exits.*

## INTRO SKETCH

**WHAT YOU NEED:** Basketball and a volunteer

*Host enters as Worship Leader exits.*

**HOST:** "Hi, friends! Welcome to [your environment's name or story time]! My name is [your name]."

*Hold up the basketball.*

"Do you know what this is? (*Pause.*) That's right! It's a basketball. You can do a lot of really cool things with a basketball. You can dribble a basketball like this.

*Dribble the ball.*

"And you can pass the basketball to a friend.

*Pass basketball to volunteer.*

"And you can throw a basketball in the net.

*Volunteer shoots the ball and Host catches it.*

"Basketball is such a fun game. My team has a basketball game tomorrow. It's going to be THE BEST DAY EVER! But right now, [name of Storyteller] is ready to share a Bible Story. Everybody, say, 'Go team!'"

**CHILDREN AND HOST:** "Go team!"

*Storyteller enters as Host and volunteer exit with the basketball.*

## STORY

**WHAT YOU NEED:** a small table or tray table, two chairs, a plate, a cup, potted or artificial plants, cardboard, utility knife, black paint, paintbrush, paper honeycomb heart decoration, and a Bible; *Optional: Story Images and cardstock*

*Preset the table and chair on one side of your storytelling area. Set the plate and cup on the table. Set the cardboard tomb (taped to a chair to prop it up) on the opposite side and lean the cardboard stone against the tomb, covering the painted entrance. Set some potted or artificial plants in the center of the*



WEEK  
**FIVE**  
MARCH 2024

LARGE GROUP  
**3-5** YEAR  
-OLDS  
STAGE

PRELUDE

SOCIAL

WORSHIP

STORY

GROUPS

HOME

10 MINUTES

*storytelling area.*

*Storyteller enters, carrying the honeycomb heart and a Bible, as Host exits.*

**STORYTELLER:** "Hello, friends! I'm [your name], and it's SOOO good to be with you on the best, most wonderful day of the whole year!

*Open Bible for children to see, then set it down.*

"Do you know why we celebrate Easter? The true story of Easter begins with this.

*(Option: Display Story Image W5 01)*

*Open honeycomb heart and show children.*

"Do you know what this is? *(Pause.)* Yes! It's a heart! Because Easter begins with God's love for us. God loved us so much that He gave us His Son, Jesus, to be our friend forever.

*Close heart. Walk over and sit behind the table.*

*(Option: Display Story Image W5 02)*

"One night when Jesus was having dinner with His good friends, the disciples, He told them He would have to go away, but He promised He would come back.

*Walk to plants and kneel as if praying in the garden.*

*(Option: Display Story Image W5 03)*

"After dinner, Jesus went to pray in a garden when some angry people came. Can you show me your angry face? *(Pause.)* Yes, this group of people were very angry. They were so angry that they took Jesus away.

"They hurt Jesus, and *(simple/somber)* He died. It was very sad. All of Jesus' friends were so sad. Can you show me your sad face? *(Demonstrate.)* Yes, it was very sad.

*Walk to the cardboard tomb.*


*(Option: Display Story Image W5 04)*

"They put Jesus' body in a tomb with a big stone in front of it. Three sad days went by, can you count them with me?"

**CHILDREN AND STORYTELLER:** *(Count on fingers)* "One . . . two . . . three."

**STORYTELLER:** "On the third day, when some of Jesus' friends went to the tomb, they saw that the stone had been rolled away . . .

*(Option: Display Story Image W5 05)*



WEEK  
**FIVE**  
MARCH 2024

LARGE GROUP  
**3-5** YEAR  
-OLDS  
STAGE

PRELUDE

SOCIAL

WORSHIP

STORY

GROUPS

HOME

10 MINUTES

*Roll cardboard stone away to reveal the empty tomb.*

"... and Jesus was not there. (*Excited.*) JESUS came back, just like He said He would! Jesus is alive! Let's say it again! On the count of three say, 'Jesus is alive!' One, two, three!"

**CHILDREN AND STORYTELLER:** "Jesus is ALIVE!"

**STORYTELLER:** "That's right! Jesus is alive!"

*Open honeycomb heart.*

"God loved us so much that He gave us His Son, Jesus, and Jesus came to be our friend forever. That's what we celebrate on Easter! Jesus is alive and He wants to be our friend forever! **Who wants to be your friend forever?**"

**CHILDREN AND STORYTELLER:** "**Jesus wants to be my friend forever.**"

**STORYTELLER:** "One more time: **Who wants to be your friend forever?**"

**CHILDREN AND STORYTELLER:** "**Jesus wants to be my friend forever!**"

**STORYTELLER:** "Yes, that's why we celebrate Easter in a big, BIG way! Jesus is alive and He wants to be our friend forever! **[Transition]** Our story time is over (*pick up and close Bible*), but we're not through. Let's talk to God because God loves you!"

## PRAYER

**STORYTELLER:** "God, thank You for sending Jesus, Your only Son to us. Thanks for Easter and the chance to celebrate that Jesus is alive! Because Jesus is alive, we know He is our forever friend! We love You, God. In Jesus' name, we pray, amen."

"I'll see you next time. Bye!"

*Host enters as Storyteller exits, carrying Bible.*

## OUTRO SKETCH

**WHAT YOU NEED:** No supplies needed


**HOST:** "Wow! Jesus came back, just like He said He would. Jesus is alive."

"I think I (*point to self*) got the story. Did you (*point to children*) get it? If you did, say, 'Got it!' Get it?" (*Cup one hand behind ear.*)

**CHILDREN AND HOST:** "Got it!"

**HOST:** (*Give two thumbs-up.*) "Good! My basketball game is going to be super fun. But Easter is the best day ever because that means Jesus is alive and He wants to be our friend forever. Happy Easter, friends! **[Transition]** And now it's time for more Bible fun. There's more to learn. Come on, everyone!"

*Host dismisses small groups and exits.*



WEEK  
**FIVE**  
MARCH 2024

LARGE GROUP  
**3-5** YEAR  
-OLDS  
STAGE

PRELUDE

SOCIAL

WORSHIP

STORY

GROUPS

HOME

## GETTING READY

HERE'S EVERYTHING YOU NEED TO KNOW TO GET READY FOR THIS WEEK

Gather children for a Large Group time that includes interactive worship, the introductory sketch, and the Bible story. The Stage Script is written for those who gather their preschoolers together from multiple rooms and have a larger space on which to present the Bible story. If you are pulling your children to a rug on one side of your preschool space, you may benefit from using the Rug Script.

### WORSHIP: INVITING PEOPLE TO RESPOND TO GOD (10 MINUTES)

*A Worship Leader and live instruments are recommended to sing along with the music tracks. Encourage children to be active during worship by incorporating the appropriate hand motions.*

### STORY: COMMUNICATING GOD'S TRUTH IN ENGAGING WAYS (10 MINUTES)

*Choose an adult or teenager who relates well to preschoolers to tell the Introductory Sketch. If possible, use the same person for an entire month, as the Host role stays the same each month.*

*Choose an engaging adult to tell the Bible story. This person should be able to command the attention of preschoolers and control the group through animated storytelling. These scripts are written to be "told" and not "read." Advanced preparation is necessary.*

#### 1. WORSHIP

##### WHAT YOU NEED:

- Leader(s)
- Instruments or music player
- "Memory Verse Card" from Week One, placed in Bible at John 15:15

##### MUSIC AND SOUND EFFECTS:

- This month's worship song, "Never Better," included in your monthly files
- "He Is Alive," available on the Amazing album on [OrangeKidsMusic.com](https://www.OrangeKidsMusic.com)

##### OPTIONAL VIDEOS (AVAILABLE FOR PURCHASE):

- Dance Moves Music Video for "Never Better," available in the Media Package if you subscribe or from [OrangeKidsMusic.com](https://www.OrangeKidsMusic.com)
- Dance Moves Music Video for "He Is Alive," available

from [OrangeKidsMusic.com](https://www.OrangeKidsMusic.com)

##### WHAT YOU DO:

- Download all songs and have them ready to use.

#### 2. INTRO/OUTRO SKETCH

##### WHAT YOU NEED:

- Basketball
- Volunteer

#### 3. BIBLE STORY

##### WHAT YOU NEED:

- Small table or tray table
- Chair or bin
- Plate and Cup
- Potted or artificial plants
- Large sheets of cardboard
- Utility knife
- Black paint and Paintbrush
- Paper honeycomb heart decoration, such as <https://a.co/d/140rHD5>
  - Note: Leave the honeycomb heart in its original closed position so the Storyteller can open and reveal the heart to the audience.
- Bible
- Optional: Story Images and cardstock

##### LARGE GROUP VISUALS:

- Story Image W5 01
- Story Image W5 02
- Story Image W5 03
- Story Image W5 04
- Story Image W5 05

##### WHAT YOU DO:

- Cut a tomb out of cardboard. (This can be a simple hill shape, but make sure it's tall enough to hide the chair or bin that will prop it up.)
- Use black paint to paint the empty entrance to the tomb.
- Cut a large circle out of cardboard, large enough to cover the "entrance" to the tomb.
- Tape the cardboard tomb to the back of a chair (or bin) to prop it up.
- Lean the cardboard stone against the tomb, covering the entrance.
- Preset the table and chair on one side of your storytelling area.



WEEK  
**FIVE**  
MARCH 2024

LARGE GROUP  
**3-5** YEAR  
-OLDS  
STAGE

PRELUDE

SOCIAL

WORSHIP

STORY

GROUPS

HOME

## GETTING READY

HERE'S EVERYTHING YOU NEED TO KNOW TO GET READY FOR THIS WEEK

- Set the plate and cup on the table.
- Set some potted or artificial plants in the center of the storytelling area.
- *Option: Copy the Optional Story Images on cardstock or download them to display on a screen.*

### SUPPLEMENTAL RESOURCES

**WONDER, LOOK AT GOD'S STORY:** First Look offers weekly introductory sketches and Bible stories on the DVD titled "Wonder, Look at God's Story." This DVD is available for purchase at [OrangeStore.org](http://OrangeStore.org) or as part of your monthly Media Package.

### FIRST LOOK PINTEREST PAGE

- Visit our Pinterest page to see craft samples and suggested supplies. [bit.ly/FL\\_GoTeam](https://bit.ly/FL_GoTeam)