



WEEK  
**ONE**  
MARCH 2024

SMALL GROUP  
**3-5** YEAR  
-OLDS

## TODAY'S SUGGESTED SCHEDULE

### BIBLE STORY

Jesus wants to be friends  
with everyone, everywhere.

**WOMAN AT THE WELL**  
**JOHN 4:1-30**

### MEMORY VERSE

"I have called you friends."

**JOHN 15:15, NIV**

### KEY QUESTION

Who wants to be  
your friend forever?

### BOTTOM LINE

Jesus wants to be  
my friend forever.

### BASIC TRUTH

Jesus wants to be  
my friend forever.

### PRELUDE: Setting the tone for the experience

See the **Getting Ready** pages at the end of this document for a detailed description of what you'll need for today.


In the **Prelude** folder of your curriculum, you'll find a variety of other resources to help you prepare.

### SMALL GROUP

**15**  
MIN

#### **SOCIAL: Providing time for fun interaction**

*Offer one or more of these activities as preschoolers arrive.*

Hot or Cold  
Water from the Well  
Short and Tall 

### LARGE GROUP

**20**  
MIN

#### **WORSHIP: Inviting people to respond to God**

#### **STORY: Communicating God's truth in engaging ways**

"Never Better" and "I Love You So Much"  
Bible Story  
Prayer

### SMALL GROUP

**25**  
MIN

#### **GROUPS: Creating a safe place to connect**

*Offer as many of these activities as your time, facilities, resources, and leadership allow.*

Memory Verse with Motions  
Run the Bases  
Globe Ball Discovery  
Go Team! Baseball Edition  
Everyone, Everywhere  
Journal and Prayer

### HOME: Prompting action beyond the experience

Going Home  
Memory Verse Card  
Parent Cue Card (*print or email*)  
Parent Cue App



This symbol indicates an activity with potential allergens. Be sure to post allergy alert sign and inform parents at drop-off.



WEEK  
**ONE**  
MARCH 2024

SMALL GROUP  
**3-5** YEAR  
-OLDS

PRELUDE

SOCIAL

WORSHIP

STORY

GROUPS

HOME

PROVIDING TIME FOR FUN INTERACTION  
15 MINUTES

## MADE TO MOVE

an activity that uses a preschooler's natural desire to move to help them learn



### 1. HOT OR COLD

**WHAT YOU NEED:** "Hot or Cold" Activity Page, cardstock, clear packing tape, container, pom-poms or cotton balls, and painter's tape

**WHAT YOU DO:**

**BEFORE THE ACTIVITY:** Copy "Hot or Cold" on cardstock, one set per Small Group. Tape pictures to the wall about three feet apart. Cut strips of packing tape to cover each picture with the sticky side facing out and adhere to the wall with painter's tape. Make a tape line on the floor a few feet away from the pictures and place the container of pom-poms or cotton balls next to the tape line.

**DURING THE ACTIVITY:** Call out different things that describe a hot or cold place. One at a time, children will toss their pom-pom or cotton ball at that picture. Repeat as desired.

**AFTER THE ACTIVITY:** Introduce the Bible Story.

**WHAT YOU SAY:**

**BEFORE THE ACTIVITY:** "Hello, friends! I'm so happy to see you today! Come over and stand at this tape line with me."

**DURING THE ACTIVITY:** "See these pictures on the wall? This is a picture of a hot place. (*Point.*) And this is a picture of a cold place. (*Point.*) Let's play a game! I'm going to describe a place, and then you toss your pom-pom at the picture you think I'm describing. [Child's name], are you ready? Pick up one pom-pom and listen. (*Pause.*) If you were in this place, you would need a big jacket. Which picture do you think that matches? (*Pause.*) Yes! The cold place! (*Pause.*) Good job! Next friend, grab a pom-pom and listen. If you were in this place, you would wear short sleeves. Which picture do you think that matches? (*Pause.*) Yes! The hot place! (*Continue with each child.*) That was a fun game!"

**AFTER THE ACTIVITY:** "You did such a good job thinking about the places I was telling you about. Do we live in a hot place or a cold place? (*Pause.*) That's right! Today in our Bible Story, we're going to hear how Jesus loves us no matter where we live!"

**TRANSITION:** Move to Worship and Story by encouraging children to fan themselves when you call "hot," and shiver when you call "cold."

## BIBLE STORY

Jesus wants to be friends with everyone, everywhere.

**WOMAN AT THE WELL**  
**JOHN 4:1-30**

## MEMORY VERSE

"I have called you friends."

**JOHN 15:15, NIV**

## KEY QUESTION


Who wants to be your friend forever?

## BOTTOM LINE

Jesus wants to be my friend forever.

## BASIC TRUTH

Jesus wants to be my friend forever.



WEEK  
**ONE**  
MARCH 2024

SMALL GROUP  
**3-5** YEAR  
-OLDS

PRELUDE

SOCIAL

WORSHIP

STORY

GROUPS

HOME

PROVIDING TIME FOR FUN INTERACTION  
15 MINUTES

## MADE TO PLAY

an activity that encourages preschoolers to follow guidelines while having fun and learning new concepts



## 2. WATER FROM THE WELL

**WHAT YOU NEED:** "Water from the Well" Activity Page; cardstock; sheet protectors; vegetable oil; cotton balls; water; food coloring; clear, plastic punch cup; eye dropper or pipette; wooden coffee stirrer sticks; painter's tape; and paper towels

### WHAT YOU DO:

**BEFORE THE ACTIVITY:** Copy "Water from the Well" on cardstock, six per Small Group. Slide each copy into a sheet protector and place around a table, securing with tape. Put a small amount of vegetable oil on a cotton ball and wipe over each sheet protector. Mix water and blue food color in a punch cup and set it at the table with an eye dropper/pipette. Use an eye dropper/pipette to add several drops of blue water to the picture of the well on each covered paper.

**DURING THE ACTIVITY:** Encourage children to use the coffee stirrer stick to pull the water from the well and drag it to each cup pictured at the bottom of the page. Repeat as desired. Push all the water back into the well and start again.

See our Pinterest example of this activity here: <https://pin.it/4R6gykb>

**AFTER THE ACTIVITY:** Introduce the Bible Story.

### WHAT YOU SAY:

**BEFORE THE ACTIVITY:** "Hello, friends! Come sit with me at the table. I have a fun activity for us to try today."

**DURING THE ACTIVITY:** "On your paper, there is a picture of a well. (*Point.*) A well is a deep hole in the ground with water in it. This is where people went to get water to drink. See the water in the well? Use the stick to gently pull a drop of water from the well into the cups at the bottom of your paper like this. (*Demonstrate.*) Okay, your turn! Make sure all the cups get water, so no one is thirsty. (*Pause.*) Great job! Keep going! (*Pause.*) Wow! Super job, friends! You did it!"

**AFTER THE ACTIVITY:** "Today, we're going to hear a story about when a woman met someone special at a well and what she did after that!"

**TRANSITION:** Move to Worship and Story by pretending to pour a cup of water and drink it as you walk to the designated area.

## BIBLE STORY

Jesus wants to be friends with everyone, everywhere.

**WOMAN AT THE WELL**  
**JOHN 4:1-30**

## MEMORY VERSE

"I have called you friends."

**JOHN 15:15, NIV**

## KEY QUESTION

Who wants to be your friend forever?

## BOTTOM LINE

Jesus wants to be my friend forever.

## BASIC TRUTH

Jesus wants to be my friend forever.



WEEK  
**ONE**  
MARCH 2024

SMALL GROUP  
**3-5** YEAR  
-OLDS

PRELUDE

SOCIAL

WORSHIP

STORY

GROUPS

HOME

PROVIDING TIME FOR FUN INTERACTION  
15 MINUTES

## MADE TO EXPLORE

an activity that channels a preschooler's innate curiosity into a discussion of the week's crucial concepts



### 3. SHORT AND TALL\*

**WHAT YOU NEED:** "Allergy Alert Poster," cardstock, paper plates, sugar cubes, plastic tablecloth, pipettes, food coloring, plastic punch cups, and water

*Note: Be sure to list the items you will be using today on the "Allergy Alert Poster" (in the Prelude folder) and post it at the door to your room.*

## BIBLE STORY

Jesus wants to be friends with everyone, everywhere.

**WOMAN AT THE WELL**  
**JOHN 4:1-30**

### WHAT YOU DO:

**BEFORE THE ACTIVITY:** Copy "Allergy Alert Poster" on cardstock, list sugar cubes, and post at the door. Cover the table with the tablecloth. Set a plate with ten sugar cubes at each spot at the table. Set a pipette beside each plate. Fill cups halfway with water and add a few drops of a different color food coloring to each cup, stir to combine. Set the cups of colored water on the table within reach of each child.

**DURING THE ACTIVITY:** Challenge children to stack their sugar cubes on their plate to create a short building and a tall building. Once sugar cubes are stacked, ask children to squeeze colored water into their pipettes and add a couple of drops of colored water to their short building. Observe and talk about what happens. Then ask children to refill their pipettes and repeat, releasing a few drops of colored water on their tall building. Again, observe and discuss what happens when the colored water hits the sugar cubes.

**AFTER THE ACTIVITY:** Introduce the idea that there are tall and short buildings everywhere, and that today we'll learn how Jesus loves people no matter where they work and live!

### WHAT YOU SAY:

**BEFORE THE ACTIVITY:** "Friends, come find a spot at the table. Do you know what these little blocks are? These are sugar cubes! Let's use them as building blocks today."

**DURING THE ACTIVITY:** "Stack some of your sugar cubes to make a short building. See if you can get three or four sugar cubes to stack up on your plate. (Pause.) Great job! Now, see if you can stack five or six sugar cubes to create a taller building. (Pause.) Way to go! Do you see the colored water on the table? I want you to put your pipette in the water and squeeze it to draw some water like this. (Demonstrate.) What do you think will happen when we squeeze two or three drops on the small building? (Pause.) Let's see if you're right. (Pause.) Look at that. Let's repeat that with the tall building. (Pause.) What would happen if you added a different color to both buildings? Let's try. (Pause.) Wow! That was fun building and exploring what happened with the colors."

## MEMORY VERSE

"I have called you friends."

**JOHN 15:15, NIV**

## KEY QUESTION

Who wants to be your friend forever?

## BOTTOM LINE

Jesus wants to be my friend forever.

## BASIC TRUTH

Jesus wants to be my friend forever.



WEEK  
**ONE**  
MARCH 2024

SMALL GROUP  
**3-5** YEAR  
-OLDS

PRELUDE

SOCIAL

WORSHIP

STORY

GROUPS

HOME

PROVIDING TIME FOR FUN INTERACTION  
15 MINUTES

## MADE TO EXPLORE

an activity that channels a preschooler's innate curiosity into a discussion of the week's crucial concepts



### BIBLE STORY

Jesus wants to be friends with everyone, everywhere.

**WOMAN AT THE WELL**  
**JOHN 4:1-30**

### MEMORY VERSE

"I have called you friends."

**JOHN 15:15, NIV**

### KEY QUESTION

Who wants to be your friend forever?

### BOTTOM LINE

Jesus wants to be my friend forever.

### BASIC TRUTH

Jesus wants to be my friend forever.

**AFTER THE ACTIVITY:** "Did you know that there are tall buildings and short buildings everywhere you go? It's true. Some people live and work in short buildings. Some people live and work in tall buildings! In our Bible Story today, we'll hear about how Jesus loves us no matter where we work or live. Come with me!"

**TRANSITION:** Move to Worship and Story by freezing periodically to pretend to be a tall, tall building or a short building. Lead the children to follow you and call for them to freeze! Then say, "Tall building!" as children reach up overhead and stand on their tiptoes. Resume walking. Call for them to freeze! Then say, "Short building," as children crouch down as low as they can. Repeat until you've reached your storytelling area.



WEEK  
**ONE**  
MARCH 2024

SMALL GROUP  
**3-5** YEAR  
-OLDS

PRELUDE

SOCIAL

WORSHIP

STORY

GROUPS

HOME

CREATING A SAFE PLACE TO CONNECT  
25 MINUTES

## MADE TO MOVE

an activity that uses a preschooler's  
natural desire to move  
to help them learn



### 1. MEMORY VERSE WITH MOTIONS

[HEAR FROM GOD | MEMORY VERSE REVIEW]

**WHAT YOU NEED:** No supplies needed

**WHAT YOU DO:**

**BEFORE THE ACTIVITY:** Say the Memory Verse and teach the motions to the children.

**DURING THE ACTIVITY:** Repeat the verse with the motions and invite the children to do it with you. Repeat several times.

**AFTER THE ACTIVITY:** Review the Bottom Line.

**WHAT YOU SAY:**

**BEFORE THE ACTIVITY:** "Friends, join me over here. We have a brand-new Memory Verse and motions to learn! Everyone, listen and watch me. 'I (point up) have called you (two fingers on top of two fingers) friends,' (hook index fingers twice) John 15:15." (Open hands like a book.)

**DURING THE ACTIVITY:** "Now let's do it together! Are you ready? 'I (point up) have called you (two fingers on top of two fingers) friends,' (hook index fingers twice) John 15:15. (Open hands like a book.) Nice job. Let's do it again." (Repeat several times.)

**AFTER THE ACTIVITY:** "Our Memory Verse teaches us that Jesus wants to be friends with everyone, everywhere! **Who wants to be your friend forever? Jesus wants to be my friend forever.** Let's say that one more time, friends. **Who wants to be your friend forever? Jesus wants to be my friend forever!"**

## BIBLE STORY

Jesus wants to be friends  
with everyone, everywhere.

**WOMAN AT THE WELL**  
**JOHN 4:1-30**

## MEMORY VERSE

"I have called you friends."

**JOHN 15:15, NIV**

## KEY QUESTION

Who wants to be  
your friend forever?

## BOTTOM LINE

Jesus wants to be  
my friend forever.

## BASIC TRUTH

Jesus wants to be  
my friend forever.





WEEK  
**ONE**  
MARCH 2024

SMALL GROUP  
**3-5** YEAR  
-OLDS

PRELUDE

SOCIAL

WORSHIP

STORY

GROUPS

HOME

CREATING A SAFE PLACE TO CONNECT  
25 MINUTES

## MADE TO MOVE

an activity that uses a preschooler's natural desire to move to help them learn



## 2. RUN THE BASES

[TALK ABOUT GOD | BIBLE STORY REVIEW]

**WHAT YOU NEED:** "Run the Bases" Activity Page, cardstock, clear contact paper, scissors, and painter's tape

### WHAT YOU DO:

**BEFORE THE ACTIVITY:** Copy "Run the Bases" on cardstock and cut, one set per Small Group. Arrange the

bases on the floor to resemble a baseball diamond. Cover each base with contact paper to protect and secure to the floor. Connect the bases with a line of painter's tape.

**DURING THE ACTIVITY:** Encourage children to run together as one group or divide the children into several small groups that can run the bases together. As you run to each base, stop and read the story sentence that is under the picture on the base. Repeat the activity as long as time and interest allow.

**AFTER THE ACTIVITY:** Gather everyone around home plate and review the Bottom Line. Then stack hands and say, "Gooooooooo team!"

### WHAT YOU SAY:

**BEFORE THE ACTIVITY:** "Look, everyone! It looks like we have our very own Bible Story baseball diamond set up in the room. Let's play a game together!"

**DURING THE ACTIVITY:** "The bases have the pictures on them from the Bible Story we heard today. Let's run the bases together. When I say, 'Go team,' we'll run to each base and stop to see the picture and read what each base says. Ready? Go team! Run to first base with me! (*Run together.*) We made it! Look, it's a picture of Jesus sitting at the well and a woman coming to get water. Let's read what the first base says! While Jesus was sitting at a well, a woman carrying a bucket walked up to get water. Go team! Let's run to second base! (*Run together.*) This is a picture of Jesus talking with the woman at the well. The woman looks very sad. Let's read what the second base says. Jesus asked the woman for a drink of water. She was surprised because people from her town and people from Jesus' town were not friends. Go team! Run with me to third base! (*Run together.*) This is a picture of Jesus talking with the woman at the well. The woman looks very happy with big eyes. The third base says: Jesus told the woman He is God's Son, and He came to be everyone's friend forever. Okay, let's run to home plate. Go team! (*Run together.*) This is a picture of the woman smiling excitedly talking to a crowd of people. Home plate says: The woman was so excited that she ran to tell everyone to come and see Jesus! That was so fun running the story bases with you today. Everyone, sit with me around home plate."

## BIBLE STORY

Jesus wants to be friends with everyone, everywhere.

**WOMAN AT THE WELL**  
**JOHN 4:1-30**

## MEMORY VERSE

"I have called you friends."

**JOHN 15:15, NIV**

## KEY QUESTION

Who wants to be your friend forever?

## BOTTOM LINE

Jesus wants to be my friend forever.

## BASIC TRUTH

Jesus wants to be my friend forever.



WEEK  
**ONE**  
MARCH 2024

SMALL GROUP  
**3-5** YEAR  
-OLDS

PRELUDE

SOCIAL

WORSHIP

STORY

GROUPS

HOME

CREATING A SAFE PLACE TO CONNECT  
25 MINUTES

**AFTER THE ACTIVITY:** "It did not matter where the woman lived or what she had done. Jesus wanted her on His team. Jesus wanted to be her friend forever! And Jesus wants YOU on His team too. That's right! Jesus wants to be YOUR friend forever! **Who wants to be your friend forever? Jesus wants to be my friend forever!** Everyone, stack your hand in the middle. *(Put hand in the middle of the children.)* When I count to three, say, 'Go team!' One, two, three! Go team!"





WEEK  
**ONE**  
MARCH 2024

SMALL GROUP  
**3-5** YEAR  
-OLDS

PRELUDE

SOCIAL

WORSHIP

STORY

GROUPS

HOME

CREATING A SAFE PLACE TO CONNECT  
25 MINUTES

## MADE TO THINK

an advanced activity specifically  
designed for older preschoolers



### 3. GLOBE BALL DISCOVERY

[LIVE FOR GOD | APPLICATION ACTIVITY]

**WHAT YOU NEED:** Inflatable globe ball, music player, and  
this month's music

**WHAT YOU DO:**

**BEFORE THE ACTIVITY:** Sit in a circle on the floor with the  
children.

**DURING THE ACTIVITY:** Start the music and pass the ball around the circle.  
Pause the music and encourage the child holding the ball to pick a place on the  
globe. Read the name of the place and ask children if they think that place is hot  
or cold. Offer any information you know about each place called out. Start the  
music and start passing the ball again. Continue until each child has a turn to  
pick a place on the globe.

**AFTER THE ACTIVITY:** Review the Bible Story.

**WHAT YOU SAY:**

**BEFORE THE ACTIVITY:** "Friends, come sit with me in a circle on the floor.  
Let's play a game with this special globe ball. It has places that make up the  
world on it."

**DURING THE ACTIVITY:** "I'm going to start some music and we can pass  
the ball while it plays. When the music stops, the ball stops. *(Pause the music.)*  
[Child's name], you have the ball! Point to any place on the globe. *(Pause.)*  
Fantastic! You pointed to [Name]! Do you think [Name] is hot or cold? *(Pause and*  
*offer any known information. Start music.)* Let's pass the ball again. *(Continue*  
*until each child has a turn.)* Wow, friends! That was so much fun! Thanks for  
playing that game with me!"

**AFTER THE ACTIVITY:** "We heard lots of different places today while we  
were playing our game. Some of those places are hot, and some are cold. Today  
in our story, we learned that Jesus loves everyone—no matter where we live!  
Jesus told the woman at the well that He is God's Son and He wanted to be her  
friend forever! She was so excited, she left her bucket at the well and went and  
told EVERYONE in town to come see Jesus, because she knew Jesus wanted to  
be their friend forever too! And that means Jesus wants to be my friend forever  
and your friend forever and your neighbor's friend forever . . . Jesus wants to be  
EVERYONE'S friend forever! **Who wants to be your friend forever? Jesus**  
**wants to be my friend forever!"**

## BIBLE STORY

Jesus wants to be friends  
with everyone, everywhere.

**WOMAN AT THE WELL**  
**JOHN 4:1-30**

## MEMORY VERSE

"I have called you friends."

**JOHN 15:15, NIV**

## KEY QUESTION

Who wants to be  
your friend forever?

## BOTTOM LINE

Jesus wants to be  
my friend forever.

## BASIC TRUTH

Jesus wants to be  
my friend forever.



WEEK  
**ONE**  
MARCH 2024

SMALL GROUP  
**3-5** YEAR  
-OLDS

PRELUDE

SOCIAL

WORSHIP

STORY

GROUPS

HOME

CREATING A SAFE PLACE TO CONNECT  
25 MINUTES

## MADE TO MOVE

an activity that uses a preschooler's  
natural desire to move  
to help them learn



## 4. GO TEAM! BASEBALL EDITION [LIVE FOR GOD | APPLICATION ACTIVITY]

**WHAT YOU NEED:** "Team Jesus" Activity Page, cardstock,  
painter's tape, 15"-18" plastic cones, 3" or larger pom-poms,  
and paper towel tubes

### WHAT YOU DO:

**BEFORE THE ACTIVITY:** Copy "Team Jesus" on cardstock,  
one per Small Group. Tape to a cone and set it in an open area of your activity  
area, about where second base or shortstop would be on a baseball field. Place  
the other cone on the opposite side of your area, about where home plate would  
be, and place a pom-pom on top of the cone. Ask children to line up behind home  
plate.

**DURING THE ACTIVITY:** Encourage children to take turns using the paper  
towel tube as a bat and swinging to hit the pom-pom to Jesus. Once the child  
has hit the pom-pom, encourage everyone to cheer, then ask that child to run and  
pick the pom-pom up and place it back on the cone for the next friend to hit the  
ball. Continue until each child has a turn.

**AFTER THE ACTIVITY:** Review the Bottom Line.

### WHAT YOU SAY:

**BEFORE THE ACTIVITY:** "Friends, come line up here with me behind this cone.  
Let's play some baseball!"

**DURING THE ACTIVITY:** "In our game today, we're going to use this (*hold up  
the paper towel tube*) as our bat and this (*hold up the pom-pom*) as our ball. Do  
you see a picture of Jesus anywhere? (*Pause.*) Yes, there He is! I want you to try to  
hit the pom-pom to Jesus. Ready, friends? [Child's name], batter up! Yay, [child's  
name]! Everyone, cheer for [child's name]! Run go get the ball, put it back on the  
cone, and give the bat to the next friend in line. (*Continue with each child.*) That  
was SO fun playing baseball with you and trying to hit the ball to Jesus!"

**AFTER THE ACTIVITY:** "But guess what? If you're a great baseball player or  
not, Jesus wants to be your friend forever! Jesus loves us so much and He wants  
everyone, everywhere to be on His team! Tell me, **who wants to be your  
friend forever? Jesus wants to be my friend forever!**"

## BIBLE STORY

Jesus wants to be friends  
with everyone, everywhere.

**WOMAN AT THE WELL**  
**JOHN 4:1-30**

## MEMORY VERSE

"I have called you friends."

**JOHN 15:15, NIV**

## KEY QUESTION


Who wants to be  
your friend forever?

## BOTTOM LINE

Jesus wants to be  
my friend forever.

## BASIC TRUTH

Jesus wants to be  
my friend forever.



WEEK  
**ONE**  
MARCH 2024

SMALL GROUP  
**3-5** YEAR  
-OLDS

PRELUDE

SOCIAL

WORSHIP

STORY

GROUPS

HOME

CREATING A SAFE PLACE TO CONNECT  
25 MINUTES

## MADE TO CREATE

an activity that allows preschoolers to review the Bible story, bottom line, or memory verse by creating a craft to take home



## 5. EVERYONE, EVERYWHERE

[LIVE FOR GOD | APPLICATION ACTIVITY]

**WHAT YOU NEED:** "Everyone, Everywhere" and "Woman" Activity Pages, cardstock, crayons, craft sticks, scissors, glue sticks, and a permanent marker

### WHAT YOU DO:

**BEFORE THE ACTIVITY:** Copy "Everyone, Everywhere" on cardstock, one per child. Write each child's name on their paper. Copy "Woman" on cardstock and cut, one per child.

**DURING THE ACTIVITY:** Encourage children to color their paper and the woman. Ask children to glue the woman to the top of a craft stick. Use the craft to review the Bible Story.

**AFTER THE ACTIVITY:** Review the Bible Story.

### WHAT YOU SAY:

**BEFORE THE ACTIVITY:** "Hello, friends! Come sit at the table with me. I have something for you to make that will help us review today's Bible Story."

**DURING THE ACTIVITY:** "Who is this? (*Hold up the cutout of the woman.*) This is the woman from our Bible Story. Color your cutout. (*Pause.*) Now look at your paper and tell me what you see. (*Pause.*) Yes! There are lots and lots of people on your paper. What else do you see on your paper? There is a big sun in the sky and some tall and small buildings. Color all the things on your paper. (*Pause.*) Now that you've colored everything, let's make the woman a puppet and glue her to a craft stick. (*Help as needed.*) Hold your puppet in the air, and let's get ready to review."

**AFTER THE ACTIVITY:** "Today in our Bible Story, Jesus told the woman at the well that He is God's Son and He wanted to be her friend forever! The woman was so excited, she left her bucket at the well and went and told EVERYONE. Move your puppet around your paper to all the different people. (*Pause.*) She told all the people in town to come see Jesus because she knew Jesus wanted to be their friend forever too! And that means Jesus wants to be my friend forever and your friend forever and your neighbor's friend forever . . . Jesus wants to be EVERYONE'S friend forever! **Who wants to be your friend forever? Jesus wants to be my friend forever!**"

## BIBLE STORY

Jesus wants to be friends with everyone, everywhere.

**WOMAN AT THE WELL**  
**JOHN 4:1-30**

## MEMORY VERSE

"I have called you friends."

**JOHN 15:15, NIV**

## KEY QUESTION

Who wants to be your friend forever?

## BOTTOM LINE

Jesus wants to be my friend forever.

## BASIC TRUTH

Jesus wants to be my friend forever.



WEEK  
**ONE**  
MARCH 2024

SMALL GROUP  
**3-5** YEAR  
-OLDS

PRELUDE

SOCIAL

WORSHIP

STORY

GROUPS

HOME

CREATING A SAFE PLACE TO CONNECT  
25 MINUTES

## MADE TO REFLECT

an activity that encourages personal application and prayer



## 6. JOURNAL AND PRAYER

[PRAY TO GOD | PRAYER ACTIVITY]

**WHAT YOU NEED:** "Memory Verse Card" Activity Page, cardstock, scissors, Bible, journal, and a fun-shaped pen

### WHAT YOU DO:

**BEFORE THE ACTIVITY:** Copy "Memory Verse Card" on cardstock and cut, one per Small Group. Place one card in your Bible at John 15:15. Note: Keep this card in your Bible all month long.

**DURING THE ACTIVITY:** Lead the children to pretend they're carrying buckets of water to your Small Group spot. Sit down and gather the children around you. Review the Memory Verse and motions, then encourage the children to help you make a list in the journal of different places within your community and all over the world.

**AFTER THE ACTIVITY:** Pray with the children using the list you made in the journal.

### WHAT YOU SAY:

**BEFORE THE ACTIVITY:** "It's Small Group time! Today we're going to pretend we're carrying buckets of water to our Small Group spot. Okay, everyone! Pick up your bucket of water, and follow me! (*Pretend you are carrying a bucket of water as you lead the children to your Small Group spot.*) Whew! We made it! You can put your buckets down. Now we can sit down and talk about today's Bible Story. One, two, three, sit down with me!"

**DURING THE ACTIVITY:** (*Open the Bible and lay it in front of the children.*)

"In our Bible Story today, a woman carried a bucket to a well to get water. Who was waiting at the well when she got there? (*Pause.*) Yes! Jesus! Jesus wanted the woman to know that He is God's Son, and He came to be her friend forever. What did the woman do when she heard the good news about Jesus? (*Pause.*) You're right! She ran and told everyone to come and see Jesus so He could be their friend forever too, because Jesus wants everyone to be His friend forever! And that means YOU! Jesus wants to be YOUR friend forever! **Who wants to be your friend forever? Jesus wants to be my friend forever!**

"And we are going to learn a new Bible verse that will help us remember that Jesus wants to call everyone His friend. In this Bible verse, Jesus says, 'I (*point up*) have called you (*two fingers on top of two fingers*) friends,' (*hook index fingers twice*) John 15:15. (*Open hands like a book.*) Stand up with me and let's say Jesus' words together! Just say what I say and do what I do. 'I (*point up*) have called you (*two fingers on top of two fingers*) friends,' (*hook index fingers twice*) John 15:15. (*Open hands like a book.*)

## BIBLE STORY

Jesus wants to be friends with everyone, everywhere.

**WOMAN AT THE WELL**  
**JOHN 4:1-30**

## MEMORY VERSE

"I have called you friends."

**JOHN 15:15, NIV**

## KEY QUESTION

Who wants to be your friend forever?

## BOTTOM LINE

Jesus wants to be my friend forever.

## BASIC TRUTH

Jesus wants to be my friend forever.



WEEK  
**ONE**  
MARCH 2024

SMALL GROUP  
**3-5** YEAR  
-OLDS

PRELUDE

SOCIAL

WORSHIP

STORY

GROUPS

HOME

CREATING A SAFE PLACE TO CONNECT  
25 MINUTES

## (6. JOURNAL AND PRAYER, CONTINUED)

"Wow! (*Clap.*) That was really good! I love saying Jesus' words together! Now let's sit down so we can write in our prayer journal and talk to God. (*Open journal.*) Today, we're going to make a list of places. It can be somewhere close by—like your grandparents' house or your favorite place to eat—or it can be somewhere far, far away in the world! It can be anywhere because Jesus wants to be friends with people everywhere! So when I say your name, tell me the name of one place and I will write it in our journal. (*Remember to print as you write in the journal, so the children can recognize their names and the letters.*)

**AFTER THE ACTIVITY:** "Look at all of these places! Let's use our list when we pray. Would anyone like to pray before I pray? (*Give each child who wants to pray the opportunity to do so.*) Dear God, thank You for sending Jesus to be friends with everyone, everywhere, like the people in/at (*read the list the children made*). Help us remember that Jesus wants everyone on His team, no matter where they live! We love You, God. In Jesus' name. Amen."



WEEK  
**ONE**  
MARCH 2024

SMALL GROUP  
**3-5** YEAR  
-OLDS

PRELUDE

SOCIAL

WORSHIP

STORY

GROUPS

HOME

## GETTING READY

HERE'S EVERYTHING YOU NEED TO KNOW TO GET READY FOR THIS WEEK

### SOCIAL: PROVIDING TIME FOR FUN INTERACTION (15 MINUTES)

Activities that encourage preschoolers to enter the classroom and begin engaging with peers and Small Group Leaders by providing age-appropriate and hands-on fun while introducing new concepts they will hear in the day's Bible story.

*Prepare to offer one or more of the following activities as preschoolers arrive. Let one or two teachers lead activities in different areas of the room while another teacher greets parents and children at the door.*

#### 1. HOT OR COLD

**Made to Move:** An activity that uses a preschooler's natural desire to move to help them learn

##### WHAT YOU NEED:

- "Hot or Cold" Activity Page
- Cardstock
- Clear packing tape
- Container
- Pom-poms or cotton balls
- Painter's tape

##### WHAT YOU DO:

- Copy "Hot or Cold" on cardstock, one set per Small Group.
- Tape pictures to the wall about three feet apart.
- Cut strips of packing tape to cover each picture with the sticky side facing out and adhere to the wall with painter's tape.
- Make a tape line on the floor a few feet away from the pictures and place the container of pom-poms or cotton balls next to the tape line.

#### 2. WATER FROM THE WELL

**Made to Play:** An activity that channels a preschooler's innate curiosity into a discussion of the week's crucial concepts

##### WHAT YOU NEED:

- "Water from the Well" Activity Page
- Cardstock
- Sheet protectors
- Vegetable oil
- Cotton balls

- Water
- Blue food coloring
- Clear, plastic punch cup, one per leader
- Eye dropper or pipette, one per leader
- Wooden coffee stir sticks, one per child
- Painter's tape
- Paper towels

##### WHAT YOU DO:

- Copy "Water from the Well" on cardstock, six per Small Group.
- Slide each copy into a sheet protector and place around a table, securing with tape.
- Put a small amount of vegetable oil on a cotton ball and wipe over each sheet protector.
- Mix water and blue food color in a punch cup and set it at the table with an eye dropper/pipette.
- Use an eye dropper/pipette to add several drops of blue water to the picture of the well on each covered paper.

#### 3. SHORT AND TALL\*

**Made to Explore:** An activity that channels a preschooler's innate curiosity into a discussion of the week's crucial concepts

##### WHAT YOU NEED:

- "Allergy Alert Poster"
- Cardstock
- Paper plates, one per child
- Sugar cubes, ten per child
- Plastic tablecloth
- Pipettes, one per child
- Food coloring, several colors
- Plastic punch cups and Water

##### WHAT YOU DO:

- Copy "Allergy Alert Poster" on cardstock, list sugar cubes, and post on the classroom door.
- Cover the table with the tablecloth.
- Set a plate with ten sugar cubes at each spot at the table.
- Set a pipette beside each plate.
- Fill cups halfway with water and add a few drops of food coloring to each cup (*a different color in each cup*), stir to combine.
- Set the cups of colored water on the table within reach of each child.





WEEK  
**ONE**  
MARCH 2024

SMALL GROUP  
**3-5** YEAR  
-OLDS

PRELUDE

SOCIAL

WORSHIP

STORY

GROUPS

HOME

## GETTING READY

HERE'S EVERYTHING YOU NEED TO KNOW TO GET READY FOR THIS WEEK

### GROUPS: CREATING A SAFE PLACE TO CONNECT (25 MINUTES)

Create a safe place to connect through activities written to reach every learning style while reinforcing the Bottom Line introduced during the Bible Story and applying it to real-life experiences. In addition, these activities provide preschoolers with an opportunity to build relationships with their Small Group Leader.

Offer as many of the following activities as your time, facilities, resources, and leadership allow. You may want to lead one activity at a time. Or, offer two activities at once and allow half the children to participate in each. Then switch groups and repeat the activities.

#### 1. MEMORY VERSE W/ MOTIONS

[HEAR FROM GOD | MEMORY VERSE REVIEW]

**Made to Move:** An activity that uses a preschooler's natural desire to move to help them learn

**WHAT YOU NEED:**

- No supplies needed.

#### 2. RUN THE BASES

[TALK ABOUT GOD | BIBLE STORY REVIEW]

**Made to Move:** An activity that uses a preschooler's natural desire to move to help them learn

**WHAT YOU NEED:**

- "Run the Bases" Activity Page
- Cardstock
- Scissors
- Clear contact paper
- Scissors
- Painter's tape

**WHAT YOU DO:**

- Copy "Run the Bases" on cardstock and cut, one set per Small Group.
- Arrange the bases on the floor to resemble a baseball diamond.
- Cover each base with contact paper to protect and secure to the floor.
- Connect the bases with a line of painter's tape.

#### 3. GLOBE BALL DISCOVERY

[LIVE FOR GOD | APPLICATION ACTIVITY]

**Made to Think:** An advanced activity specifically designed for older preschoolers

**WHAT YOU NEED:**

- Inflatable globe ball
- Music player
- This month's music

#### 4. GO TEAM! BASEBALL EDITION

[LIVE FOR GOD | APPLICATION ACTIVITY]

**Made to Move:** An activity that uses a preschooler's natural desire to move to help them learn

**WHAT YOU NEED:**

- "Team Jesus" Activity Page
- Cardstock
- Painter's tape
- 15"-18" plastic cones, two per Small Group
- 3" or larger pom-poms, two per Small Group
- Paper towel tubes

**WHAT YOU DO:**

- Copy "Team Jesus" on cardstock, one per Small Group.
- Tape to a cone and set it in an open area of your activity area, about where second base or shortstop would be on a baseball field.
- Place the other cone on the opposite side of your area, about where home plate would be, and place a pom-pom on top of the cone.



WEEK  
**ONE**  
MARCH 2024

SMALL GROUP  
**3-5** YEAR  
-OLDS

PRELUDE

SOCIAL

WORSHIP

STORY

GROUPS

HOME

## GETTING READY

HERE'S EVERYTHING YOU NEED TO KNOW TO GET READY FOR THIS WEEK

### 5. EVERYONE, EVERYWHERE

#### [LIVE FOR GOD | APPLICATION ACTIVITY]

**Made to Create:** an activity that explores spiritual ideas through the process of drawing, building, and designing

##### WHAT YOU NEED:

- "Everyone, Everywhere" Activity Page
- "Woman" Activity Page
- Cardstock
- Crayons
- Craft sticks
- Scissors
- Glue sticks
- Permanent marker

##### WHAT YOU DO:

- Copy "Everyone, Everywhere" on cardstock, one per child.
- Write each child's name on their paper.
- Copy "Woman" on cardstock and cut, one per child.

### 6. JOURNAL AND PRAYER

#### [PRAY TO GOD | PRAYER ACTIVITY]

**Made to Reflect:** An activity that encourages personal application and prayer

##### WHAT YOU NEED:

- "Memory Verse Card" Activity Page
- Cardstock
- Scissors
- Bible
- Journal (Check out the new Ollie journal at [bit.ly/3B4Z71j](https://bit.ly/3B4Z71j).)
- Fun-shaped pen (Check out the new Ollie Pen at [bit.ly/3Nwj0Wh](https://bit.ly/3Nwj0Wh).)

##### WHAT YOU DO:

- Copy "Memory Verse Card" on cardstock and cut, one per Small Group.
- Place one card in your Bible at John 15:15.

### HOME: PROMPTING ACTION BEYOND THE EXPERIENCE

- Make copies on cardstock or email this week's Parent Cue card.
- Copy the Memory Verse Card to hand out or make available to parents.
- Copy "Going Home" and hang it on the door where Small Group Leaders can reference and remind parents of the Bottom Line and Memory Verse as parents pick up their children.
- Tell parents about our additional family resource, the **Parent Cue app**.

### FIRST LOOK PINTEREST PAGE

- Visit our Pinterest page to see craft samples and suggested supplies. [bit.ly/FL\\_GoTeam](https://bit.ly/FL_GoTeam)