



WEEK
FIVE
MARCH 2024

SMALL GROUP
3-5 YEAR
-OLDS

TODAY'S SUGGESTED SCHEDULE

BIBLE STORY

Jesus is alive!

EASTER
MATTHEW 26:26-28:10

MEMORY VERSE

"I have called you friends."

JOHN 15:15, NIV

KEY QUESTION

Who wants to be
your friend forever?

BOTTOM LINE

Jesus wants to be
my friend forever.

BASIC TRUTH

Jesus wants to be
my friend forever.

PRELUDE: Setting the tone for the experience

See the **Getting Ready** pages at the end of this document for a detailed description of what you'll need for today.

In the **Prelude** folder of your curriculum, you'll find a variety of other resources to help you prepare.

SMALL GROUP

15
MIN

SOCIAL: Providing time for fun interaction

Offer one or more of these activities as preschoolers arrive.

Team Jesus
Emotion Sort
Will It Roll?

LARGE GROUP

20
MIN

WORSHIP: Inviting people to respond to God

STORY: Communicating God's truth in engaging ways

"Never Better," "He Is Alive"


Bible Story
Prayer

SMALL GROUP

25
MIN

GROUPS: Creating a safe place to connect

Offer as many of these activities as your time, facilities, resources, and leadership allow.

I Have Called You Friends
Make the Story 
I Spy Jesus!
Sweep and Celebrate
Cup Trophy
Journal and Prayer

HOME: Prompting action beyond the experience

Going Home
Memory Verse Card
Parent Cue Card (*print or email*)
Parent Cue App



This symbol indicates an activity with potential allergens. Be sure to post allergy alert sign and inform parents at drop-off.



WEEK
FIVE
MARCH 2024

SMALL GROUP
3-5 YEAR
-OLDS

PRELUDE

SOCIAL

WORSHIP

STORY

GROUPS

HOME

PROVIDING TIME FOR FUN INTERACTION
15 MINUTES

MADE TO MOVE

an activity that uses a preschooler's natural desire to move to help them learn



1. TEAM JESUS

WHAT YOU NEED: "Team Jesus Players" Activity Page, cardstock, scissors, green butcher paper, crayons, painter's tape, and camera

WHAT YOU DO:

BEFORE THE ACTIVITY: Copy "Team Jesus Players" on cardstock and cut, one cutout per child. Tape a large piece of green paper to the wall at preschooler height and write "Team Jesus" in big block letters. Make tape rolls, one per child, and place them all over the green paper field. Stand at the field holding the cutouts, and have children stand opposite the green paper field. Encourage the children to run to you, and take a cutout when you shout, "Go team!"

DURING THE ACTIVITY: Encourage children to sit at the table and color the player cutout to look like them. When complete, call each child's name and encourage them to run to the field and add their player cutout to the field. Take a picture of each child in front of the field.

AFTER THE ACTIVITY: Introduce the Bible Story. Send an email to the parents with the picture of their child and a message: "It was great having you in church Easter Sunday! Here is a fun picture of an activity that your child did on Easter."

WHAT YOU SAY:

BEFORE THE ACTIVITY: "Friends, look at this big, green paper. This will be our team's field. We are Team Jesus! I think we need to add ourselves to the field. You stand here, and I'm going to stand at the field. When I shout: 'Go team,' run to me, and take a cutout. Ready? Go team! (*Give each child a cutout.*) Go sit at the table."

DURING THE ACTIVITY: "Look, it's a team player! Color it to look like you and make the jersey any design you want. (*Pause.*) Wow! These look great! Okay Team Jesus, when you hear your name, run your player to the field and put it on one of the tape circles. [Child's name], run your player to the field! Go team! [Child's name], run your player to the field! Go team! (*Continue with each child.*) Wow, look how awesome our field looks. We have a huge team. We are all friends and all on Team Jesus! Friends, let me take your picture at the field. (*Call one child at a time.*) Awesome job!"

AFTER THE ACTIVITY: "Today's Bible Story is so exciting! We get to hear that our team has a lot to celebrate!"

TRANSITION: Move to Worship and Story by sending children one at a time after you have taken their picture in front of the field.

BIBLE STORY

Jesus is alive!

EASTER

MATTHEW 26:26-28:10

MEMORY VERSE

"I have called you friends."

JOHN 15:15, NIV

KEY QUESTION


Who wants to be your friend forever?

BOTTOM LINE

Jesus wants to be my friend forever.

BASIC TRUTH

Jesus wants to be my friend forever.



WEEK
FIVE
MARCH 2024

SMALL GROUP
3-5 YEAR
-OLDS

PRELUDE

SOCIAL

WORSHIP

STORY

GROUPS

HOME

PROVIDING TIME FOR FUN INTERACTION
15 MINUTES

MADE TO PLAY

an activity that encourages preschoolers to follow guidelines while having fun and learning new concepts



2. EMOTION SORT

WHAT YOU NEED: "Emotion Sort" Activity Page, cardstock, scissors, tape, large cups, and small pom-poms (red, blue, green, brown)

WHAT YOU DO:

BEFORE THE ACTIVITY: Copy "Emotion Sort" on cardstock and cut, one set per Small Group. Tape one emoji

to each cup and set them on a table. Spread out small pom-poms around the cups. Gather children to the area.

DURING THE ACTIVITY: Encourage children to sort the pom-poms into the cups by matching the colors. Talk about the different emotions. Have each child share how they are currently feeling.

AFTER THE ACTIVITY: Introduce the story.

WHAT YOU SAY:

BEFORE THE ACTIVITY: "I have a fun activity for us. Come and see these different cups I have."

DURING THE ACTIVITY: "Let's look at the cups together. Look at the green face. What kind of face is that? (Pause.) Yes, it's a happy face. What about the brown face? (Pause.) Yes, that's a sad face. The red face is a frustrated face. We feel frustrated when things aren't going how we thought they would. Who knows what the blue face is? (Pause.) Yes, that's an afraid face. Raise your hand if you've ever felt like one of these faces. (Pause.) Me too!"

"Let's sort these pom-poms into the cups. We'll put all the green pom-poms in the happy face cup. Who is feeling happy right now? (Pause.) What made you feel happy? (Pause.) All the brown pom-poms go in the sad face cup. Is anyone feeling sad right now? (Pause.) Oh, what made you feel sad? (Pause.) Is anyone feeling frustrated? (Pause.) You can tell us about it while we put the red pom-poms in the frustrated face cup. Finally, is anyone feeling afraid? (Pause.) Tell us about it. Let's put the blue pom-poms in the afraid face cup."

AFTER THE ACTIVITY: "You did a great job of sorting all the pom-poms into the feelings cups. Can everyone point to the sad face cup? (Pause.) Can you make a sad face like that one? Great job. Can everyone point to the happy face cup? (Pause.) Can you make a happy face like that one? Great job. We're going to hear a story today about some people who were very sad and then became very happy! I can't wait to hear what happens."

TRANSITION: Move to Worship and Story by making different emotion faces.

BIBLE STORY

Jesus is alive!

EASTER
MATTHEW 26:26-28:10

MEMORY VERSE

"I have called you friends."

JOHN 15:15, NIV

KEY QUESTION

Who wants to be
your friend forever?

BOTTOM LINE

Jesus wants to be
my friend forever.

BASIC TRUTH

Jesus wants to be
my friend forever.



WEEK
FIVE
MARCH 2024

SMALL GROUP
3-5 YEAR
-OLDS

PRELUDE

SOCIAL

WORSHIP

STORY

GROUPS

HOME

PROVIDING TIME FOR FUN INTERACTION
15 MINUTES

MADE TO EXPLORE

an activity that channels a preschooler's innate curiosity into a discussion of the week's crucial concepts



3. WILL IT ROLL?

WHAT YOU NEED: Duplo® brick, rock, ball, toy orange, block, plush friend, marker, and toys or other preschool-safe items from your classroom

WHAT YOU DO:

BEFORE THE ACTIVITY: Gather all the items in your activity area.

DURING THE ACTIVITY: Identify each item with the children and predict whether or not the item will roll. Call on a different child for each item to attempt to make it roll. See if their predictions were correct.

AFTER THE ACTIVITY: Introduce the Bible Story.

WHAT YOU SAY:

BEFORE THE ACTIVITY: "Friends, come gather here with me."

DURING THE ACTIVITY: "I've collected several different items. (*Hold up the Duplo®.*) What is this? (*Pause.*) Yes, a Duplo®. Do you think this Duplo® brick will roll? (*Pause.*) Let's see if you're right! [Child's name], come see if you can make this Duplo® brick roll! (*Pause.*) Did it roll? It didn't roll well. What about this toy orange? (*Pause.*) [Child's name], come see if you can make this toy orange roll! (*Pause.*) Did it roll? It did! (*Continue with each item until each child has a turn.*) You can roll a ball but not a block! That was fun experimenting to see what rolls and what doesn't."

AFTER THE ACTIVITY: "In our Bible Story today, we'll hear about a BIG stone that was rolled away. Let's go hear our story!"

TRANSITION: Move to Worship and Story by calling out different items to pretend to roll as they travel. Items to roll: a BIG heavy rock, a ball, a long tube, an orange, etc.

BIBLE STORY

Jesus is alive!

EASTER

MATTHEW 26:26-28:10

MEMORY VERSE

"I have called you friends."

JOHN 15:15, NIV

KEY QUESTION

Who wants to be
your friend forever?

BOTTOM LINE

Jesus wants to be
my friend forever.

BASIC TRUTH

Jesus wants to be
my friend forever.



WEEK
FIVE
MARCH 2024

SMALL GROUP
3-5 YEAR
-OLDS

PRELUDE

SOCIAL

WORSHIP

STORY

GROUPS

HOME

CREATING A SAFE PLACE TO CONNECT
25 MINUTES

MADE TO MOVE

an activity that uses a preschooler's
natural desire to move
to help them learn



1. I HAVE CALLED YOU FRIENDS

[HEAR FROM GOD | MEMORY VERSE REVIEW]

WHAT YOU NEED: No supplies needed

WHAT YOU DO:

BEFORE THE ACTIVITY: Gather the children in your activity area. Say the Memory Verse and do the motions together.

DURING THE ACTIVITY: Lead children to sing the Memory Verse to the tune of "Farmer in the Dell." Repeat as desired.

AFTER THE ACTIVITY: Review the Bottom Line.

WHAT YOU SAY:

BEFORE THE ACTIVITY: "Friends, come gather with me! Let's say our Memory Verse as we do the motions. 'I (point up) have called you (two fingers on top of two fingers) friends,' (hook index fingers twice) John 15:15. (Open hands like a book.) Great job!"

DURING THE ACTIVITY: "Let's sing the verse together. Listen as I sing it one time, then join me in singing.

"I have called you friends,
I have called you friends,
Jesus wants to be my friend,
Jesus calls me friend.

"Okay friends, let's sing together." (Repeat several times.)

AFTER THE ACTIVITY: "Great job, friends! Jesus calls us friends. Isn't that amazing? Jesus is the best friend ever. Tell me: **Who wants to be your friend forever? Jesus wants to be my friend forever!**"

BIBLE STORY

Jesus is alive!

EASTER

MATTHEW 26:26-28:10

MEMORY VERSE

"I have called you friends."

JOHN 15:15, NIV

KEY QUESTION

Who wants to be
your friend forever?

BOTTOM LINE

Jesus wants to be
my friend forever.

BASIC TRUTH

Jesus wants to be
my friend forever.



WEEK
FIVE
MARCH 2024

SMALL GROUP
3-5 YEAR
-OLDS

PRELUDE

SOCIAL

WORSHIP

STORY

GROUPS

HOME

CREATING A SAFE PLACE TO CONNECT
25 MINUTES

MADE TO PLAY

an activity that encourages preschoolers to follow guidelines while having fun and learning new concepts



2. MAKE THE STORY*

[TALK ABOUT GOD | BIBLE STORY REVIEW]

WHAT YOU NEED: "Allergy Alert Poster," cardstock, Play-Doh®; rolling pins; and heart, gingerbread man, and food-shaped cookie cutters (A circle for foods like apples/oranges, a rectangle for bread, a triangle for a pizza slice, etc.)

**Note: Be sure to list the items you will be using today on the "Allergy Alert Poster" (in the Prelude folder) and post it at the door to your room.*

BIBLE STORY

Jesus is alive!

EASTER

MATTHEW 26:26-28:10

WHAT YOU DO:

BEFORE THE ACTIVITY: Copy "Allergy Alert Poster" on cardstock, list Play-Doh®, and post at the door. Gather together at the table.

DURING THE ACTIVITY: Show the children how to use Play-Doh® to make the following six objects from the Bible Story while you review the story: heart, gingerbread man, food items, sad face, stone, and happy face.

Note: If you have enough Play-Doh® and table space, have children save the six objects to use in the review. Otherwise, save your set of objects to review.

AFTER THE ACTIVITY: Lay the six Play-Doh® story objects on the table in order as they happened. Review the Bottom Line.

MEMORY VERSE

"I have called you friends."

JOHN 15:15, NIV

WHAT YOU SAY:

BEFORE THE ACTIVITY: "Come sit with me! We're going to use this Play-Doh® to make today's Bible Story!"

DURING THE ACTIVITY: "The first thing we're going to make is a HEART. You can use a heart cookie cutter or you can make it with your hands. We're making a heart because God loves us. *(Pause and look.)* Next, we're going to make JESUS. You can use this gingerbread cookie cutter, or you can make it with your hands. God gave us His Son, Jesus, to be our friend forever. *(Pause and look.)* Now we're going to make some yummy FOOD. You can make whatever food you like! In our story, Jesus had a special dinner with His friends, the disciples. *(Pause and look.)* The next part of our story is very sad, so we're going to make SAD FACES. You can make a sad face by rolling out a line with your Play-Doh® and then turning it into a frown. All of Jesus' friends were very sad and afraid when angry people came and took Jesus away. The people hurt Jesus so bad that He died. *(Pause and look.)* Now we're going to roll our Play-Doh® into a ball, like a big STONE, because after Jesus died, His friends rolled a big stone in front of where He was buried. *(Pause and look.)* Okay, I am soooooo ready for the last part of our story, because it's the happiest part! That's why we're going to make HAPPY FACES! All you do is roll out your Play-Doh® into a line and then make a smile with it. We're smiling because, on the third day, Jesus came back, just like He said He would! Jesus is alive! Hooray!"

KEY QUESTION

Who wants to be your friend forever?

BOTTOM LINE

Jesus wants to be my friend forever.

BASIC TRUTH

Jesus wants to be my friend forever.



WEEK
FIVE
MARCH 2024

SMALL GROUP
3-5 YEAR
-OLDS

PRELUDE

SOCIAL

WORSHIP

STORY

GROUPS

HOME

CREATING A SAFE PLACE TO CONNECT
25 MINUTES

AFTER THE ACTIVITY: "Let's look at the story we made one more time! (*Point to each object as you review.*) God loves us. (*Point to the heart.*) God loves us so much, that He gave us His Son, Jesus, to be our friend forever. (*Point to Jesus.*) Jesus had a special dinner with His friends, the disciples. (*Point to food.*) Angry people took Jesus away and hurt Him so bad that He died. (*Point to the sad face.*) A friend of Jesus rolled a stone in front of where He was buried. (*Point to the stone.*) On the third day, Jesus came back, just like He said He would. Jesus is alive!" (*Point to the happy face.*)

"Yay! Jesus is alive and He wants to be our friend forever! **Who wants to be your friend forever? Jesus wants to be my friend forever!**"



WEEK
FIVE
MARCH 2024

SMALL GROUP
3-5 YEAR
-OLDS

PRELUDE

SOCIAL

WORSHIP

STORY

GROUPS

HOME

CREATING A SAFE PLACE TO CONNECT
25 MINUTES

MADE TO THINK

an advanced activity specifically
designed for older preschoolers



3. I SPY JESUS!

[LIVE FOR GOD | APPLICATION ACTIVITY]

WHAT YOU NEED: "I Spy Jesus!" Activity Page, cardstock,
and washable markers

WHAT YOU DO:

BEFORE THE ACTIVITY: Copy "I Spy Jesus!" on cardstock,
one per child.

BIBLE STORY

Jesus is alive!

EASTER

MATTHEW 26:26-28:10

DURING THE ACTIVITY: Encourage the children to search their pages to find
Jesus hidden in the picture. Encourage children to circle Jesus when they find Him.

AFTER THE ACTIVITY: Review the Bible Story.

WHAT YOU SAY:

BEFORE THE ACTIVITY: "Friends, come find a spot at the table!"

DURING THE ACTIVITY: "There are lots and lots of things on your paper! But
somewhere, hidden among all these pictures, is a picture of Jesus! Can you find
Jesus? When you find Jesus, circle Him with the marker. (Pause.) Hooray! You
found Jesus in the picture! Way to go, friends!"

AFTER THE ACTIVITY: "When Jesus' friends went to the tomb, the stone had
been rolled away and Jesus wasn't there. Jesus came back, just like He said He
would! Jesus is alive. He came to be our friend forever. **Who wants to be your
friend forever? Jesus wants to be my friend forever!**"

MEMORY VERSE

"I have called you friends."

JOHN 15:15, NIV

KEY QUESTION

Who wants to be
your friend forever?

BOTTOM LINE

Jesus wants to be
my friend forever.

BASIC TRUTH

Jesus wants to be
my friend forever.



WEEK
FIVE
MARCH 2024

SMALL GROUP
3-5 YEAR
-OLDS

PRELUDE

SOCIAL

WORSHIP

STORY

GROUPS

HOME

CREATING A SAFE PLACE TO CONNECT
25 MINUTES

MADE TO MOVE

an activity that uses a preschooler's
natural desire to move
to help them learn



4. SWEEP AND CELEBRATE

[LIVE FOR GOD | APPLICATION ACTIVITY]

WHAT YOU NEED: Pom-poms and painter's tape

WHAT YOU DO:

BEFORE THE ACTIVITY: Create a three-foot square on the floor with tape. This will act as your goal. Scatter the pom-poms all over the floor, around the outside of the goal.

Gather the children and point out the goal and the pom-poms.

DURING THE ACTIVITY: Encourage children to use their hands to sweep the pom-poms into the goal. Once all the pom-poms have been moved into the goal, encourage the children to grab a handful and toss them in the air like confetti to celebrate that Jesus is alive.

AFTER THE ACTIVITY: Review the Bottom Line.

WHAT YOU SAY:

BEFORE THE ACTIVITY: "Friends, do you see all these pom-poms scattered everywhere? We need to get them in the goal!"

DURING THE ACTIVITY: "Use your hands like a broom to sweep them into the goal. (*Demonstrate.*) Let's work together! (*Pause.*) Great job! You got all the pom-poms into the goal! Now, let's grab a handful! When I count to three, let's throw them in the air like confetti and say, 'Jesus is alive!' Ready? One, two, three: Jesus is alive! Wow! That was amazing!"

AFTER THE ACTIVITY: "Because Jesus is alive, He is our friend forever! What a good, good friend. **Who wants to be your friend forever? Jesus wants to be my friend forever!**"

BIBLE STORY

Jesus is alive!

EASTER

MATTHEW 26:26-28:10

MEMORY VERSE

"I have called you friends."

JOHN 15:15, NIV

KEY QUESTION

Who wants to be
your friend forever?

BOTTOM LINE

Jesus wants to be
my friend forever.

BASIC TRUTH

Jesus wants to be
my friend forever.



WEEK
FIVE
MARCH 2024

SMALL GROUP
3-5 YEAR
-OLDS

PRELUDE

SOCIAL

WORSHIP

STORY

GROUPS

HOME

CREATING A SAFE PLACE TO CONNECT
25 MINUTES

MADE TO CREATE

an activity that allows preschoolers to review the Bible story, bottom line, or memory verse by creating a craft to take home



5. CUP TROPHY

[LIVE FOR GOD | APPLICATION ACTIVITY]

WHAT YOU NEED: "Cup Trophy Sticker" Activity Page, Avery® Labels #5294 or equivalent, yellow cups, yellow cardstock, stickers, glue sticks, hot glue gun, scissors, and permanent marker

Note: Use the hot glue gun before children arrive, and store it in another room, out of reach.

WHAT YOU DO:

BEFORE THE ACTIVITY: Copy "Cup Trophy Sticker" on label paper, one sticker per child. For each child, hot glue the bottom of two cups together. Cut cardstock into 1"x 10" strips, two per child. Write each child's name on their cup.

DURING THE ACTIVITY: Encourage children to decorate their trophy and add their sticker. Glue one end of the cardstock strip to the top cup and the other end to the bottom cup for the handle. Repeat with the other strip on the other side.

AFTER THE ACTIVITY: Review the Bible Story.

WHAT YOU SAY:

BEFORE THE ACTIVITY: "Come sit down at the table with me, friends. Look at these cups—they remind me of a trophy. Trophies are rewards you get sometimes for doing the best in sports."

DURING THE ACTIVITY: "Decorate your trophies with the stickers. (Pause.) Great! Add this special sticker! The words written on the sticker say: 'Jesus wants to be my friend forever.' Now take one of the paper strips and glue one end to the top cup and the other end to the bottom cup. (Pause.) Great job! Take the other strip and glue it the same way on the other side. (Pause.) Super-duper!"

AFTER THE ACTIVITY: "Happy Easter, everyone! God loved us so much that He gave us His Son, Jesus, to be our friend forever. Jesus was having dinner with His friends, the disciples, when He told them He would have to go away, but He promised He would come back. After dinner, Jesus went to pray in a garden when some angry people came and took Jesus away. They hurt Jesus, and He died. All of Jesus' friends were so sad. They put Jesus' body in a tomb with a big stone in front of it. Three sad days went by, and on the third day, Jesus' friends went to the tomb and saw that the stone had been rolled away. Jesus was not there! JESUS came back just like He said He would!! Jesus is alive! Jesus came to be our friend forever. That's what we celebrate on Easter! Jesus is alive and He wants to be our friend forever! **Who wants to be your friend forever? Jesus wants to be my friend forever!"**

BIBLE STORY

Jesus is alive!

EASTER

MATTHEW 26:26-28:10

MEMORY VERSE

"I have called you friends."

JOHN 15:15, NIV

KEY QUESTION


Who wants to be
your friend forever?

BOTTOM LINE

Jesus wants to be
my friend forever.

BASIC TRUTH

Jesus wants to be
my friend forever.



WEEK
FIVE
MARCH 2024

SMALL GROUP
3-5 YEAR
-OLDS

PRELUDE

SOCIAL

WORSHIP

STORY

GROUPS

HOME

CREATING A SAFE PLACE TO CONNECT
25 MINUTES

MADE TO REFLECT

an activity that encourages personal application and prayer



6. JOURNAL AND PRAYER

[PRAY TO GOD | PRAYER ACTIVITY]

WHAT YOU NEED: "Memory Verse Card" Activity Page from Week One in Bible, a journal, a fun-shaped pen, and reward stickers or handstamp

WHAT YOU DO:

BEFORE THE ACTIVITY: If you do not have the "Memory Verse Card" in your Bible, copy "Memory Verse Card" on cardstock and cut, one per Small Group. Place one card in your Bible at John 15:15.

DURING THE ACTIVITY: Lead the children to count their steps, "one, two, three," and on every third step, jump. Continue this all the way to your Small Group spot. Sit down and gather the children around you. Review the Memory Verse and motions. Then encourage children to help you make a list in the journal of people we can tell the good news that Jesus is alive and He wants to be their friend forever.

AFTER THE ACTIVITY: Pray with the children using the list you made in the journal.

WHAT YOU SAY:

BEFORE THE ACTIVITY: "It's Small Group time! Today we're going to count to three while we walk, and then jump every time we say 'three.' Just count with me and walk this way! (Count 'one, two, three,' and on every third step, jump as you lead the children to your Small Group spot.) Here we are! Now I just need to count to three one more time. One, two, three, sit down with me!"

DURING THE ACTIVITY: (Open the Bible and lay it in front of the children.)

"In our Bible Story today, something very sad happened and then something very happy happened. What sad thing happened? (Pause.) You're right. Jesus died. And what happy thing happened? (Pause.) Yes! Jesus came back, just like He said He would! Jesus is alive, and He wants to be our friend forever! **Who wants to be your friend forever? Jesus wants to be my friend forever!**

"Jesus wants to call [child's name] His friend and [child's name] His friend and . . . (continue with each child's name)! And the Bible verse that we have learned will help us remember that Jesus wants to call us His friend. In this verse, Jesus says: 'I (point up) have called you (two fingers on top of two fingers) friends,' (hook index fingers twice) John 15:15. (Open hands like a book.) Let's stand up and say Jesus' words together! Just say what I say and do what I do. 'I (point up) have called you (two fingers on top of two fingers) friends,' (hook index fingers twice) John 15:15. (Open hands like a book.)

BIBLE STORY

Jesus is alive!

EASTER
MATTHEW 26:26-28:10

MEMORY VERSE

"I have called you friends."

JOHN 15:15, NIV

KEY QUESTION

Who wants to be
your friend forever?

BOTTOM LINE

Jesus wants to be
my friend forever.

BASIC TRUTH

Jesus wants to be
my friend forever.



WEEK
FIVE
MARCH 2024

SMALL GROUP
3-5 YEAR
-OLDS

PRELUDE

SOCIAL

WORSHIP

STORY

GROUPS

HOME

CREATING A SAFE PLACE TO CONNECT
25 MINUTES

(6. JOURNAL AND PRAYER, CONTINUED)

"I think you're ready to try and say it by yourself. Let's sit down and take turns doing that. I have my stickers ready! *(Give each child the opportunity to try and say the Bible verse.)* Everyone, clap for [child's name]! Here is your sticker! *(Say this with each child as they try to say the Bible verse.)* I am very proud of you for trying to say that Bible verse! When I count to three, I want everyone to stand up and show me your sticker/handstamp. One, two, three! *(Pause to look.)* Yay!" *(Clap.)*

"Now let's sit back down so we can write in our prayer journal and talk to God. *(Open journal.)*

Today, we're going to make a list of people we can tell the good news that Jesus is alive AND He wants to be their friend forever! So when I say your name, tell me the name of one person you can tell the good news to, and I will write it in our journal. *(Remember to print as you write in the journal, so the children can recognize their names and the letters.)*

AFTER THE ACTIVITY: *(Hold up the journal.)* "Look at all these people! Let's use our list when we pray. Would anyone like to pray before I pray? *(Give each child who wants to pray the opportunity to do so.)* Dear God, we want everyone to hear the good news that Jesus is alive and He wants to be their friend forever. Please help [child's name] tell *(person they listed)* and [child's name] tell *(person they listed)* and . . . *(continue with each child and the person they listed)*. Thank You for giving us Jesus. We love You, God. In Jesus' name. Amen."



WEEK
FIVE
MARCH 2024

SMALL GROUP
3-5 YEAR
-OLDS

PRELUDE

SOCIAL

WORSHIP

STORY

GROUPS

HOME

GETTING READY

HERE'S EVERYTHING YOU NEED TO KNOW TO GET READY FOR THIS WEEK

SOCIAL: PROVIDING TIME FOR FUN INTERACTION (15 MINUTES)

Activities that encourage preschoolers to enter the classroom and begin engaging with peers and Small Group Leaders by providing age-appropriate and hands-on fun while introducing new concepts they will hear in the day's Bible story.

Prepare to offer one or more of the following activities as preschoolers arrive. Let one or two teachers lead activities in different areas of the room while another teacher greets parents and children at the door.

1. TEAM JESUS

Made to Move: An activity that uses a preschooler's natural desire to move to help them learn

WHAT YOU NEED:

- "Team Jesus Players" Activity Page
- Cardstock
- Scissors
- Green butcher paper
- Crayons
- Painter's tape
- Camera

WHAT YOU DO:

- Copy "Team Jesus Players" on cardstock and cut, one per child.
- Tape a large piece of green paper to the wall at preschooler height and write in big bold block letters, Team Jesus.
- Make tape rolls, one per child, and place them all over the green paper.

2. EMOTION SORT

Made to Play: An activity that channels a preschooler's innate curiosity into a discussion of the week's crucial concepts

WHAT YOU NEED:

- "Emotion Sort" Activity Page
- Cardstock
- Scissors
- Tape
- Large cups
- Small pom-poms (red, blue, green, brown)

WHAT YOU DO:

- Copy "Emotion Sort" on cardstock and cut on dotted lines.
- Tape one emoji to each cup and set them on a table.
- Spread out small pom-poms around the cups.

3. WILL IT ROLL?

Made to Explore: An activity that channels a preschooler's innate curiosity into a discussion of the week's crucial concepts

WHAT YOU NEED:

- Duplo® brick
- Rock
- Ball
- Toy orange
- Block
- Plush friend
- Marker
- Toys or other preschool-safe items from around your room

GROUPS: CREATING A SAFE PLACE TO CONNECT (25 MINUTES)

Create a safe place to connect through activities written to reach every learning style while reinforcing the Bottom Line introduced during the Bible Story and applying it to real-life experiences. In addition, these activities provide preschoolers with an opportunity to build relationships with their Small Group Leader.

Offer as many of the following activities as your time, facilities, resources, and leadership allow. You may want to lead one activity at a time. Or, offer two activities at once and allow half the children to participate in each. Then switch groups and repeat the activities.

1. I HAVE CALLED YOU FRIENDS

[HEAR FROM GOD | MEMORY VERSE REVIEW]

Made to Move: An activity that uses a preschooler's natural desire to move to help them learn

WHAT YOU NEED:

- No supplies needed



WEEK
FIVE
MARCH 2024

SMALL GROUP
3-5 YEAR
-OLDS

PRELUDE

SOCIAL

WORSHIP

STORY

GROUPS

HOME

GETTING READY

HERE'S EVERYTHING YOU NEED TO KNOW TO GET READY FOR THIS WEEK

2. MAKE THE STORY*

[TALK ABOUT GOD | BIBLE STORY REVIEW]

Made to Play: An activity that channels a preschooler's innate curiosity into a discussion of the week's crucial concepts

WHAT YOU NEED:

- "Allergy Alert Poster"
- Cardstock
- Play-Doh®
- Rolling pins
- Heart, gingerbread man, and food-shaped cookie cutters (A circle can be used for foods like apples/oranges, a rectangle for bread, a triangle for a pizza slice, etc.)

WHAT YOU DO:

- Copy "Allergy Alert Poster" onto cardstock, list Play-Doh®, and post at the door.

3. I SPY JESUS!

[LIVE FOR GOD | APPLICATION ACTIVITY]

Made to Think: An advanced activity specifically designed for older preschoolers

WHAT YOU NEED:

- "I Spy Jesus" Activity Page
- Cardstock
- Washable markers

WHAT YOU DO:

- Copy "I Spy Jesus" onto cardstock, one per child.

4. SWEEP AND CELEBRATE

[LIVE FOR GOD | APPLICATION ACTIVITY]

Made to Move: An activity that uses a preschooler's natural desire to move to help them learn

WHAT YOU NEED:

- Pom-poms
- Painter's tape

WHAT YOU DO:

- Use the tape to create a three-foot square on the floor in the activity area of the room.
- Scatter pom-poms around the activity area.

5. CUP TROPHY

[LIVE FOR GOD | APPLICATION ACTIVITY]

Made to Create: an activity that explores spiritual ideas through the process of drawing, building, and designing

WHAT YOU NEED:

- "Cup Trophy Sticker" Activity Page
- Avery® Labels #5294 or equivalent
- Yellow cups
- Yellow cardstock
- Stickers
- Glue sticks
- Hot glue gun
- Scissors
- Permanent marker

WHAT YOU DO:

- Copy "Cup Trophy Sticker" on label paper, one sticker per child.
- For each child, hot glue the bottom of two cups together.
- Cut cardstock into 1"x 10" strips, two per child.
- Write each child's name on their cup.

6. JOURNAL AND PRAYER

[PRAY TO GOD | PRAYER ACTIVITY]

Made to Reflect: An activity that encourages personal application and prayer

WHAT YOU NEED:

- "Memory Verse Card" Activity Page from Week One in Bible
- Journal (Check out the new Ollie journal at bit.ly/3B4Z71j.)
- Fun-shaped pen (Check out the new Ollie Pen at bit.ly/3Nwj0Wh.)
- Reward stickers/handstamp

WHAT YOU DO:

- If you do not have the "Memory Verse Card" from Week One, copy "Memory Verse Card" on cardstock and cut, one per Small Group. Place it in the Bible at John 15:15.



WEEK
FIVE
MARCH 2024

SMALL GROUP
3-5 YEAR
-OLDS

PRELUDE

SOCIAL

WORSHIP

STORY

GROUPS

HOME

GETTING READY

HERE'S EVERYTHING YOU NEED TO KNOW TO GET READY FOR THIS WEEK

HOME: PROMPTING ACTION BEYOND THE EXPERIENCE

- Make copies on cardstock or email this week's Parent Cue card.
- Copy the Memory Verse Card to hand out or make available to parents.
- Copy "Going Home" and hang it on the door where Small Group Leaders can reference and remind parents of the Bottom Line and Memory Verse as parents pick up their children.
- Tell parents about our additional family resource, the **Parent Cue app**.

FIRST LOOK PINTEREST PAGE

- Visit our Pinterest page to see craft samples and suggested supplies. bit.ly/FL_GoTeam