

WEEK
FOUR
MARCH 2024

SMALL GROUP
K-1

TODAY'S SUGGESTED SCHEDULE

TODAY'S BIBLE STORY

Take You at Your Word
Palm Sunday
Matthew 21:1-11

TODAY'S BOTTOM LINE

Jesus came to be our Savior.

MONTHLY MEMORY VERSE

"God so loved the world that
he gave his one and only Son.
Anyone who believes in him will
not die but will have eternal life."
John 3:16, NIV

MONTHLY VIRTUE

Easter—Celebrating that
Jesus is alive

BASIC TRUTH

I can trust God no matter what.

PRELUDE: Setting the tone for the experience

See the **Getting Ready** pages at the end of this document for a detailed description of what you'll need for today.
In the **Prelude** folder of your curriculum, you'll find a variety of other resources to help you prepare.
Check out our Pinterest page here <https://bit.ly/447HSZi> or a visual on some of the activities.

SMALL GROUP

15
MIN

SOCIAL: Providing time for fun interaction
Early Arriver
Opening Activity

LARGE GROUP

35
MIN

STORY: Communicating God's truth in engaging ways
WORSHIP: Inviting people to respond to God
Welcome/Opener
Worship
Bible Story
Bottom Line
Prayer
Closer

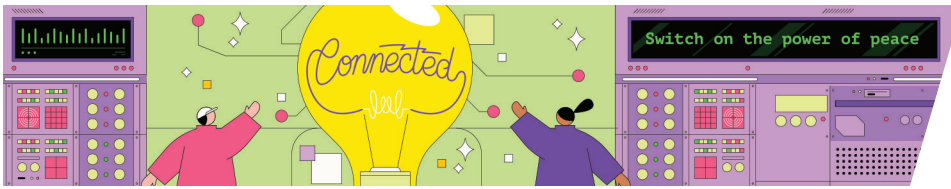
SMALL GROUP

25
MIN

GROUPS: Creating a safe place to connect
Bible Story Review: Hosanna! Yay, Jesus!
Application Activity: Draw with Me
Memory Verse Activity: Memory Verse Motions
Prayer Activity: Pray and Dismiss

HOME: Prompting action beyond the experience

Parent Cue Card (print or email)
Devotionals for Kids
Parent Cue App



WEEK
FOUR
MARCH 2024

SMALL GROUP
K-1

PRELUDE

SOCIAL

STORY

WORSHIP

GROUPS

HOME

PROVIDING TIME FOR FUN INTERACTION
15 MINUTES

MADE TO CONNECT

an activity that invites kids to share with others and build on their understanding



Before kids arrive, take a few moments to pray for them. Pray for those who might visit your group for the first time. As you prepare for the week leading up to Easter, reflect on the example Jesus set to love and serve others. Thank God for fulfilling the promise to send a Savior. Pray for the kids of your group—that they would be open to discovering that Jesus came to be our Savior.

TODAY'S BIBLE STORY

Take You at Your Word
Palm Sunday
Matthew 21:1-11

1. EARLY ARRIVER

WHAT YOU NEED: Offering container, "Leaf Outlines" Activity Page, and scissors

WHAT YOU DO:

- Greet kids by name as they arrive and welcome them to Small Group.
- Encourage kids who brought an offering to place it in the offering container.
- Give each kid a pair of scissors and a "Leaf Outlines" Activity Page.
- Instruct the kids to cut out the two leaves from the "Leaf Outlines" Activity Page.
- While the kids are cutting the leaves out, ask:
 - What was your favorite part of the week?
 - What was your least favorite part of the week?
 - What was the best thing you ate this week?
 - Did you make a new friend this week? Who?
 - What's the funniest thing that happened this week?
 - Did you have an opportunity to be a peacemaker this week? What happened?
- Once the leaves are cut out, show the kids how to fold each leaf in half, lengthwise.

TODAY'S BOTTOM LINE

Jesus came to be our Savior.

MONTHLY MEMORY VERSE

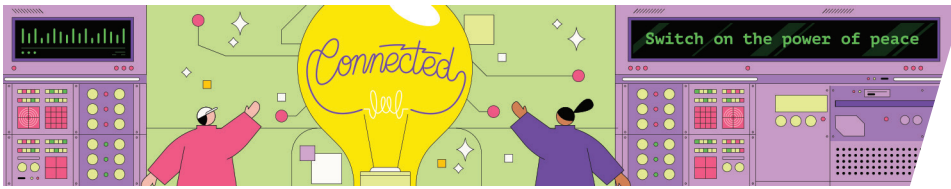
"God so loved the world that he gave his one and only Son. Anyone who believes in him will not die but will have eternal life."
John 3:16, NIRV

MONTHLY VIRTUE

Easter—Celebrating that Jesus is alive

BASIC TRUTH

I can trust God no matter what.



WEEK
FOUR
MARCH 2024

SMALL GROUP
K-1

PRELUDE

SOCIAL

STORY

WORSHIP

GROUPS

HOME

PROVIDING TIME FOR FUN INTERACTION
15 MINUTES

MADE TO EXPLORE

an activity that extends learning
through hands on experimentation
and discovery



2. OPENING ACTIVITY

WHAT YOU NEED: Leaf cutouts from Early Arriver activity,
scissors, craft sticks, glue sticks, and markers

WHAT YOU DO:

- Give each kid a pair of scissors, two leaf cut outs, and a craft stick.
- If you did not do so in the Early Arriver activity, instruct the kids to fold their leaves in half, lengthwise.
- Show kids how to cut slits along the edge of each leaf and instruct them to do so on both of their leaf cutouts.
- Set out the glue sticks.
- Direct the kids to open up their leaves.
- Instruct the kids to glue both leaves to each side of a craft stick.
 - To make sure the glue sticks properly, lead the kids to say their ABCs, or sing "Happy Birthday" as they press down on the leaf to let the glue set.
- Set out the markers.
- Help kids to write their names on their leaves and set them aside.
- NOTE: You will use these leaves for the Bible Story Review Activity after Large Group.

TODAY'S BIBLE STORY

Take You at Your Word

Palm Sunday
Matthew 21:1-11

TODAY'S BOTTOM LINE

Jesus came to be our Savior.

MONTHLY MEMORY VERSE

"God so loved the world that
he gave his one and only Son.
Anyone who believes in him will
not die but will have eternal life."

John 3:16, NIV

WHAT YOU SAY:

"Your leaves look awesome! *[Transition]* In our Bible Story today, we'll hear about some people who waved palm branches like these to honor Someone very special who came to town! Let's go find out who they honored."

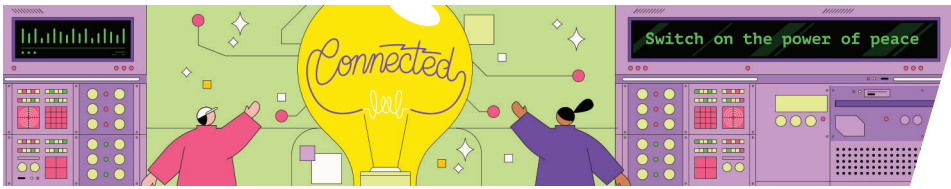
Lead your group to the Large Group area.

MONTHLY VIRTUE

Easter—Celebrating that
Jesus is alive

BASIC TRUTH

I can trust God no matter what.



WEEK
FOUR
MARCH 2024

SMALL GROUP
K-1

PRELUDE

SOCIAL

STORY

WORSHIP

GROUPS

HOME

CREATING A SAFE PLACE TO CONNECT
25 MINUTES

MADE TO IMAGINE

an activity that promotes empathy and facilitates biblical application through role-play and reenactment



1. HOSANNA! YAY, JESUS!

[TALK ABOUT GOD | BIBLE STORY REVIEW]

WHAT YOU NEED: "Palm Sunday Retelling" Activity Page, and palm leaves from Opening Activity

WHAT YOU DO:

- Give each kid the palm leaf craft stick they made.
- Instruct the kids to stand and spread out.
- Read the "Palm Sunday Retelling" Activity Page, directing kids to wave their palm leaves at the appropriate places.

WHAT YOU SAY:

"Have a seat, friends. Jesus entered Jerusalem to find a huge parade in His honor! Why? (*Invite responses.*) Because the crowds recognized that Jesus was the Savior God had promised. Jesus did not come to rescue the people from the Romans as many people may have expected. Jesus knew that He was going to rescue people from something even bigger.

"The crowds that day didn't know that Jesus was about to do something no one else could do. Jesus was ready to save all of us from our sins and mistakes, to make a way for everyone to have a relationship with God that lasts forever. Jesus came as our Rescuer. **Jesus came to be our Savior.**"

[Make It Personal] (*Share why it's important to you that Jesus came to be our Savior. What does that truth mean to you? How does that change the way you think about yourself?*)

TODAY'S BIBLE STORY

Take You at Your Word

Palm Sunday
Matthew 21:1-11

TODAY'S BOTTOM LINE

Jesus came to be our Savior.

MONTHLY MEMORY VERSE

"God so loved the world that he gave his one and only Son. Anyone who believes in him will not die but will have eternal life."

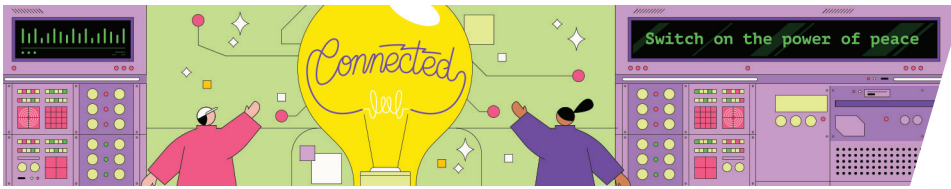
John 3:16, NIV

MONTHLY VIRTUE

Easter—Celebrating that Jesus is alive

BASIC TRUTH

I can trust God no matter what.



WEEK
FOUR
MARCH 2024

SMALL GROUP
K-1

PRELUDE

SOCIAL

STORY

WORSHIP

GROUPS

HOME

CREATING A SAFE PLACE TO CONNECT
25 MINUTES

MADE TO CREATE

an activity that explores spiritual ideas through the process of drawing, building, and designing



*2. DRAW WITH ME

[LIVE FOR GOD | APPLICATION ACTIVITY]

WHAT YOU NEED: Whiteboards or plastic plates, dry-erase markers, and paper towels

WHAT YOU DO:

- Give each kid a plate or whiteboard, a dry-erase marker, and a paper towel.
- Give yourself a plate or whiteboard, a dry-erase marker, and a paper towel too.
- As you read the text below, instruct the kids to draw the pictures you share on their plates.
- Draw the picture first, then direct the kids to draw the same thing on their own plates.
- Instruct the kids to use the paper towel to wipe off their plates for each new picture.

TODAY'S BIBLE STORY

Take You at Your Word

Palm Sunday
Matthew 21:1-11

TODAY'S BOTTOM LINE

Jesus came to be our Savior.

MONTHLY MEMORY VERSE

"God so loved the world that he gave his one and only Son. Anyone who believes in him will not die but will have eternal life."
John 3:16, NIV

MONTHLY VIRTUE

Easter—Celebrating that Jesus is alive

BASIC TRUTH

I can trust God no matter what.

WHAT YOU SAY:

"Do you know why **Jesus came to be our Savior?** (Pause for responses.) Let's talk about it! As I share about Jesus, I'm going to draw a picture on my plate, and I want you to draw the same thing on your own plate. We're going to draw several different pictures. Have your paper towels ready to erase each picture so you have room for the next one!

"God made people. God loves us very much. God wants to have a relationship with us. Draw a happy face. (Show your drawing to the kids.)

"But people turned away from God. They thought their way was better. Draw a sad face. (Show your drawing to the kids.)

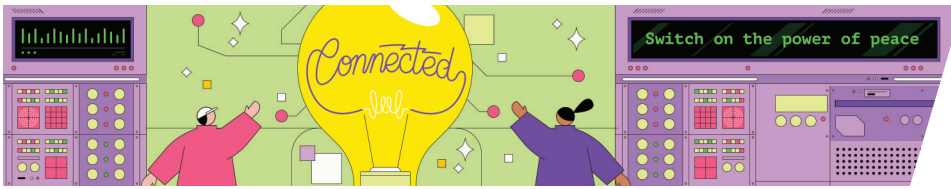
"But God had a plan! Draw a check mark. (Show your drawing to the kids.)

"God chose to bless the WHOLE world through one family, called the Israelites. Draw lots of circles or stick figures to represent lots of people. (Show your drawing to the kids.)

"God promised to send a Savior through this family. Who was that Savior? (Pause for responses.) Yes! Jesus. Draw a smiley face. (Show your drawing to the kids.)

"Jesus came to show us how to love God and love others! Draw a heart. (Show your drawing to the kids.)

"Jesus came to be our Savior. God loved all of the people in the world SO much that God sent Jesus! Do you know who Jesus is? (Pause for responses.) Yes! Jesus is God's Son. Jesus came to make a way for us to have a relationship with God forever."



WEEK
FOUR
MARCH 2024

SMALL GROUP
K-1

PRELUDE

SOCIAL

STORY

WORSHIP

GROUPS

HOME

CREATING A SAFE PLACE TO CONNECT
25 MINUTES

MADE TO MOVE

an activity that increases the oxygen in the brain and taps into the energy in the body



3. MEMORY VERSE MOTIONS

[HEAR FROM GOD | MEMORY VERSE ACTIVITY]

WHAT YOU NEED: Bibles marked at John 3:16

WHAT YOU DO:

- Instruct the kids to get into pairs.
- Give each pair of kids a marked Bible.
- Together, look up John 3:16 using the Bible Navigation Tips below.

Finding verses with kindergartners: Guide children to open the Bibles to the marked page. Point to the word John at the top of the page as you say "John" aloud. Then guide children to find the big number 3 on the page. Explain that this is the chapter number. Finally, guide them to look under the big 3 for the little 16; this is the verse number. Tell them to leave their finger on the verse as you read the verse aloud. Then lead everyone to say the verse together.

Finding verses with 1st graders: Guide the kids to open their Bibles to the front and find the table of contents. (Hold up a Bible opened to the table of contents to show the kids what the page looks like.) When the kids find the table of contents, lead them to find John in the list under "New Testament." You can help by telling them that John starts with the letters J-O. When the kids find John, lead them to look at the page number beside the word. Explain that the number tells them on what page they can find John. Help the kids find the page. When they find John, explain that the big numbers on the page are the chapter numbers. Help them find chapter 3. Explain that the small numbers are verse numbers. Help them find verse 16 in chapter 3.

- Read John 3:16 together or have them repeat after you.
- Teach the kids the motions below to help them learn the verse.
- Practice the motions together several times.

NIRV:

- God: point to the sky
- so loved: hands crossed over chest
- the world: make a big circle with your hands
- that he gave: hold hands together as if holding a gift
- his one and only Son.: make a cross with your forearms
- Anyone who believes: motion hands out and away from body (palms up)
- in him: point to the sky
- will not die: move finger as if saying "no"
- but will have eternal life. John 3:16: point to heaven

NIV:

- For God: point to the sky
- so loved: hands crossed over chest
- the world: make a big circle with your hands
- that he gave: hold hands together as if holding a gift

TODAY'S BIBLE STORY

Take You at Your Word

Palm Sunday
Matthew 21:1-11

TODAY'S BOTTOM LINE

Jesus came to be our Savior.

MONTHLY MEMORY VERSE

"God so loved the world that
he gave his one and only Son.
Anyone who believes in him will
not die but will have eternal life."

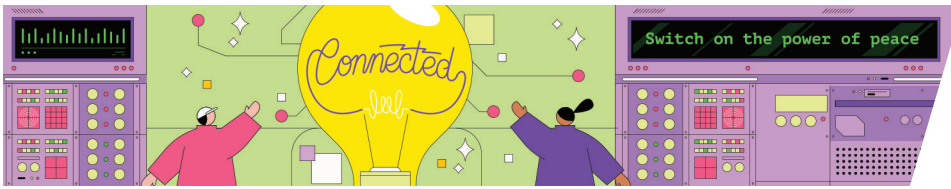
John 3:16, NIRV

MONTHLY VIRTUE

Easter—Celebrating that
Jesus is alive

BASIC TRUTH

I can trust God no matter what.



WEEK
FOUR
MARCH 2024

SMALL GROUP
K-1

PRELUDE

SOCIAL

STORY

WORSHIP

GROUPS

HOME

CREATING A SAFE PLACE TO CONNECT
25 MINUTES

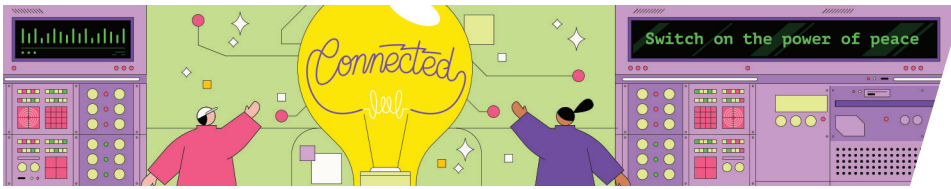
(3. MEMORY VERSE MOTIONS, CONTINUED)

- *his one and only Son*,: make a cross with your forearms
- *that whoever believes*: motion hands out and away from body (palms up)
- *in him*: point to the sky
- *shall not perish*: move finger as if saying "no"
- *but have eternal life*. John 3:16: point to heaven

WHAT YOU SAY:

"Great job! This verse tells us exactly why **Jesus came to be our Savior**. Have you ever seen a lifeguard at the pool? What does a lifeguard do? (*Pause for responses.*) They watch the water, and they're ready to rescue someone who's in trouble!

"Even though people turned away from God, God had a plan all along to save us, to rescue us, because we couldn't do that ourselves. God sent Jesus because God LOVES us. God sent Jesus to make a way for all of us to have a relationship with God. God made a promise to send us a Savior, and God kept that promise by sending Jesus."



WEEK
FOUR
MARCH 2024

SMALL GROUP
K-1

PRELUDE

SOCIAL

STORY

WORSHIP

GROUPS

HOME

CREATING A SAFE PLACE TO CONNECT
25 MINUTES

MADE TO REFLECT

an activity that creates space
for personal understanding
and application



4. PRAY AND DISMISS

[PRAY TO GOD | PRAYER ACTIVITY]

WHAT YOU NEED: Whiteboards or plastic plates, and dry-erase markers

WHAT YOU DO:

- Direct the kids to sit in a circle.
- Give each kid a whiteboard or plastic plate and a dry-erase marker.
- Instruct the kids to write their names on the center of their plate and pass it to the kid on their left.
 - If it works better for your group, you can help them write the first letter of their name then fill in the rest of the letters for them.
- Instruct the kids to pray for the kid on the plate by saying, "Thank You, God, that Jesus came to be [kid's name] Savior."
- Direct the kids to place their plates on the floor in front of them.
- Close your group time in prayer, saying each of the kids' names as you pray and remember that **Jesus came to be our Savior.**

WHAT YOU SAY:

"Thanks for praying for each other. Now, I want to pray for each of you! Let's pray.

"Dear God, You are an awesome God. Thanks for allowing us to come here today, to hear the good news about Jesus, and to have so much fun together. We know that You love us. You proved that love by sending Your only Son, Jesus. Thank You for sending Jesus to be *(name each person around the circle, including you)*'s Savior. We are so grateful for what Jesus has done for us. We love You and we pray these things in Jesus' name. Amen."

As adults arrive to pick up, invite the kids to teach the adults the motions they learned to help them remember John 3:16 and that **Jesus came to be our Savior.**

TODAY'S BIBLE STORY

Take You at Your Word

Palm Sunday
Matthew 21:1-11

TODAY'S BOTTOM LINE

Jesus came to be our Savior.

MONTHLY MEMORY VERSE

**"God so loved the world that
he gave his one and only Son.
Anyone who believes in him will
not die but will have eternal life."**

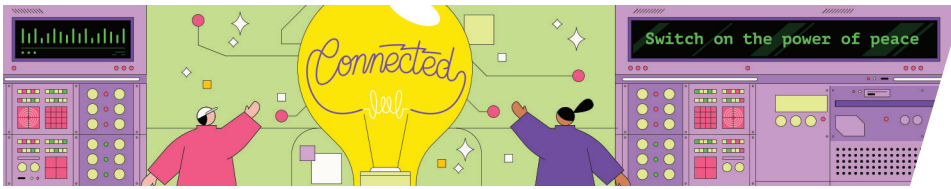
John 3:16, NIRV

MONTHLY VIRTUE

**Easter—Celebrating that
Jesus is alive**

BASIC TRUTH

I can trust God no matter what.



WEEK
FOUR
MARCH 2024

SMALL GROUP
K-1

PRELUDE

SOCIAL

STORY

WORSHIP

GROUPS

HOME

GETTING READY

HERE'S EVERYTHING YOU NEED TO KNOW TO GET READY FOR THIS WEEK

SOCIAL: PROVIDING TIME FOR FUN INTERACTION (15 MINUTES)

Welcome kids and spend time engaging in conversation and catching up. Get ready to experience today's story.

(Choose one or both of these activities.)

1. EARLY ARRIVER

Made to Connect: an activity that invites kids to share with others and build on their understanding

- Offering container
- Print "Leaf Outlines" Activity Page on green cardstock, one page for each kid
- Scissors, one pair for each kid

2. OPENING ACTIVITY

Made to Explore: an activity that extends learning through hands on experimentation and discovery

WHAT YOU NEED:

- "Leaf Outlines" from Early Arriver activity, two leaves for each kid
- Scissors, one pair for each kid
- Craft sticks, one for each kid
- Glue sticks, enough for a Small Group to share
- Markers, one for each kid

GROUPS: CREATING A SAFE PLACE TO CONNECT (25 MINUTES)

Create a safe place to connect and learn how the Bible story applies to real life experiences, through interactive activities and discussion questions.

(Choose as many of these activities as you like.)

* If you don't have time to do all these activities, be sure to do activity #2.

1. HOSANNA! YAY, JESUS!

[TALK ABOUT GOD | BIBLE STORY REVIEW]

Made to Imagine: an activity that promotes empathy and facilitates biblical application through role-play and reenactment

WHAT YOU NEED:

- Print "Palm Sunday Retelling" Activity Page on paper, one for each Small Group

- Palm leaves on craft sticks from Opening Activity, one for each kid

* 2. DRAW WITH ME

[LIVE FOR GOD | APPLICATION ACTIVITY]

Made to Create: an activity that explores spiritual ideas through the process of drawing, building, and designing

WHAT YOU NEED:

- Mini whiteboards or plastic plates, one for each kid and leader
- Dry-erase markers, one for each kid and leader
- Paper towels, one for each kid and leader

3. MEMORY VERSE MOTIONS

[HEAR FROM GOD | MEMORY VERSE ACTIVITY]

Made to Move: an activity that increases the oxygen in the brain and taps into the energy in the body.

WHAT YOU NEED:

- Bibles marked at John 3:16 for Kindergarteners, one for every two kids

4. PRAY AND DISMISS

[PRAY TO GOD | PRAYER ACTIVITY]

Made to Reflect: an activity that creates space for personal processing and application

WHAT YOU NEED:

- Mini whiteboards or plastic plates, one for each kid
- Dry-erase markers, one for each kid

HOME: PROMPTING ACTION BEYOND THE EXPERIENCE

- Print on cardstock or email this week's devotionals and Parent Cue cards.
- Tell parents about our additional family resource: **Parent Cue app.**