

NOTE: Follows the general melody/chant pattern from "We're Going on a Bear Hunt."

We're going on a food hunt. *(kids echo)*
A sweet and yummy food hunt. *(kids echo)*
We are ants! *(kids echo)*
We **[Bottom Line] work hard!** *(kids echo)*

Oh, look! It's tall, wavy grass!

Can't go over it. *(kids echo)*
Can't go under it. *(kids echo)*
Got to go through it. *(kids echo)*

(March in place over "grass." Direct kids to copy.)
Swish, swish, swish, swish
Swish, swish, swish, swish

We're going on a food hunt. *(kids echo)*
A sweet and yummy food hunt. *(kids echo)*
We are ants! *(kids echo)*
We **[Bottom Line] work hard!** *(kids echo)*

Oh, look! It's a BIG rock!

Can't go under it. *(kids echo)*
Can't go through it. *(kids echo)*
Got to go over it. *(kids echo)*

(Reach arms over head to "climb." Direct kids to copy.)
Climb up, climb up, climb up, climb up
Climb down, climb down, climb down, climb down.

We're going on a food hunt. *(kids echo)*
A sweet and yummy food hunt. *(kids echo)*
We are ants! *(kids echo)*
We **[Bottom Line] work hard!** *(kids echo)*

Oh, look! It's . . . mud. Ewww!

Can't go over it. *(kids echo)*
Can't go under it. *(kids echo)*
Got to go through it. *(kids echo)*

(March slowly in place, pretending feet get "stuck.")
Direct kids to copy.)
Squish, squash, squish, squash
Squish, squash, squish, squash

We're going on a food hunt. *(kids echo)*
A sweet and yummy food hunt. *(kids echo)*
We are ants! *(kids echo)*
We **[Bottom Line] work hard!** *(kids echo)*

Oh, look! It's a table!
There might be something sweet on top.

Can't go under it. *(kids echo)*
Can't go through it. *(kids echo)*
Got to go over it. *(kids echo)*

(Reach arms over head to "climb." Direct kids to copy.)
Climb up, climb up, climb up, climb up
Climb up, climb up, climb up, climb up
Climb up, climb up, climb up, climb up.
Phew!

We're going on a food hunt. *(kids echo)*
A sweet and yummy food hunt. *(kids echo)*
We are ants! *(kids echo)*
We **[Bottom Line] work hard!** *(kids echo)*

NOTE: For this next section, kids stop repeating.
Narrate the following.

Do you smell something?
It smells sweet and yummy!
Crawl faster.
Faster.
There it is!
It's crunchy.
It's crumbly.
It's sweet!
It's yummy!

It's a COOKIE!
Let's eat!

(Pretend to eat. Direct kids to copy.)

Nom, nom, nom, nom
Nom, nom, nom, nom

Let's take some back to the colony!

Grab a big crumb.

Go back down the table.

(Reach arms to "climb" down. Direct kids to copy.)

Climb down, climb down, climb down, climb down
Climb down, climb down, climb down, climb down
Climb down, climb down, climb down, climb down.

Through the mud.

(March slowly in place, pretending feet get "stuck.")

Direct kids to copy.)

Squish, squash, squish, squash

Squish, squash, squish, squash

Over the rock

(Reach arms over head to "climb." Direct kids to copy.)

Climb up, climb up, climb up, climb up

Climb down, climb down, climb down, climb down.

Through the grass

(March in place over "grass." Direct kids to copy.)

Swish, swish, swish, swish

Swish, swish, swish, swish

We're home!

Share the cookie!


**NOTE: Continue following the general melody/
chant pattern from "We're Going on a Bear Hunt."**

We went on a food hunt. *(kids echo)*

A sweet and yummy food hunt. *(kids echo)*

We are ants! *(kids echo)*

We **[Bottom Line] work hard!** *(kids echo)*




**DOING THE
DISHES**



**MAKING A PBJ
SANDWICH**




**TAKING OUT
THE TRASH**




**PUTTING
TOYS AWAY**



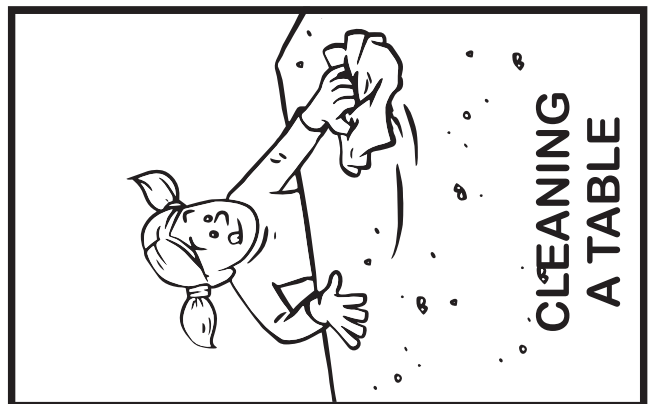
**DOING
HOMEWORK**



**FEEDING
A CAT**



**MAKING
A BED**



**CLEANING
A TABLE**

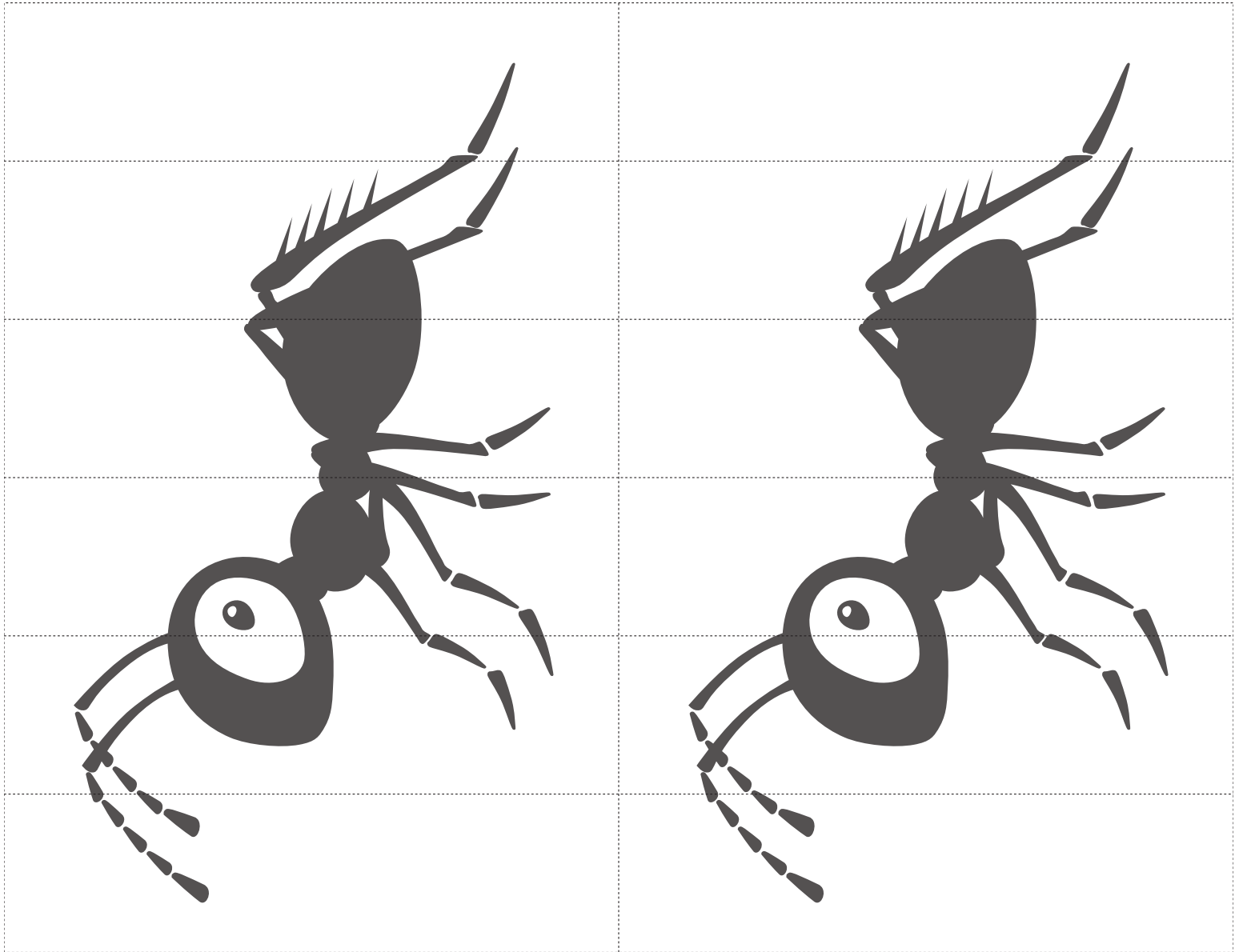
What to Do:

Print on cardstock and cut apart, one set for every two to three kids.

"Ways to Work" Activity Page

January 2024, Week 3, Small Group K-1

©2023 The reThink Group, Inc. All rights reserved.



What to Do:

Print double-sided on cardstock and cut apart,
one set for every two to three kids.

6

5

4

3

2

1

6

5

4

3

2

1

What to Do:

Print double-sided on cardstock and cut apart,
one set for every two to three kids.

"Ant!" Activity Page (2/2)

January 2024, Week 3, Small Group K-1
©2023 The reThink Group, Inc. All rights reserved.

**“Suppose
you can**

1

**be trusted
with**

2

**something
very little.**

3

**Then you
can**

4

**also be
trusted**

5

**with
something**

6

very large.”

7

**Luke 16:10a
(NirV)**

8

What to Do:

Print on different-colored paper,
one color set for every three to four kids.

“Memory Verse Cards” Activity Page, NirV

January 2024, Week 3, Small Group K-1
©2023 The reThink Group, Inc. All rights reserved.

“Whoever

1

can be

2

**trusted
with**

3

very little

4

can also

5

be trusted

6

with much.”

7

Luke 16:10a
(NIV)

8

What to Do:

Print on different-colored paper,
one color set for every three to four kids.

“Memory Verse Cards” Activity Page, NIV

January 2024, Week 3, Small Group K-1
©2023 The reThink Group, Inc. All rights reserved.