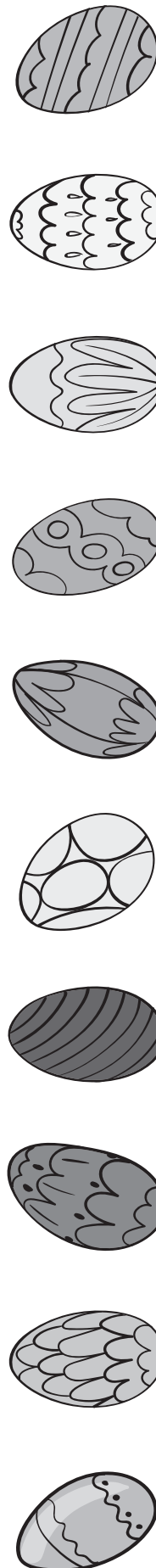


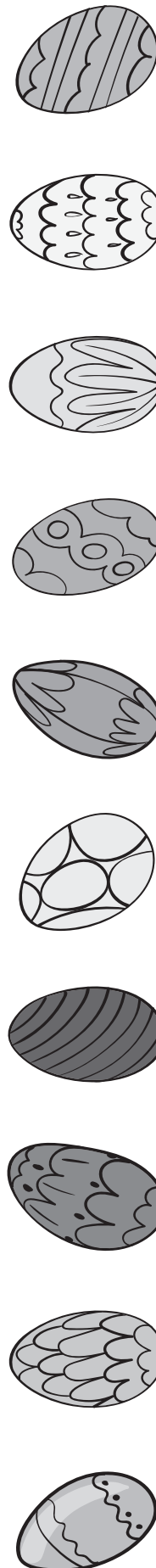
What to Do:
Print on paper, one for each kid.

"Easter Hidden Picture" Activity Page
March 2024, Week 5, Small Group K-1
©2024 The reThink Group, Inc. All rights reserved.



What to Do:
Print on paper, one for each kid.

"Easter Hidden Picture" Activity Page
March 2024, Week 5, Small Group K-1
©2024 The reThink Group, Inc. All rights reserved.



What to Do:
Print on paper, one for each Small Group.

"Easter Hidden Picture: Answer Key" Activity Page
March 2024, Week 5, Small Group K-1
©2024 The reThink Group, Inc. All rights reserved.

When Jesus entered Jerusalem, the people cheered! Everyone say: "Hosanna! Yay, Jesus!"

But Jesus' friend, Judas, made a deal to betray Jesus. Everyone say: "Oh no, Judas!"

Jesus celebrated the Passover meal (*lead kids to mimic eating*) with His friends, sharing the bread and wine to show that He was about to give His life.

After the meal, Jesus and His friends went up the Mount of Olives. Walk with me, friends. (*Lead kids to walk in place, then stop.*)

When they arrived, Jesus stopped to pray: "Father, if you are willing, take this cup of suffering away from me. But do what you want, not what I want." (Luke 22:42, NIV).

As Jesus finished praying, a group of religious leaders and guards arrived led by Judas. Everyone say: "Oh NO, Judas!"

They took Jesus away, had a fake trial, and sent Him before Pilate. And even though Jesus had done nothing wrong, the crowds still yelled for Him to be killed. Jesus was nailed to a cross, and He died. It was very sad. (*Lead kids to make a sad face.*)


They placed His body in a tomb and rolled a big stone over the entrance. Help roll that stone, friends. (*Lead kids to mimic rolling a big stone over the entrance.*)

Early on Sunday morning, some of Jesus' friends, a few women, came to the tomb to take care of Jesus' body. They saw that the stone had been rolled away! Two angels suddenly stood next to them and said, "Why do you look for the living among the dead? He is not here; he has risen!" (Luke 24:4, NIV). The women ran to tell their friends what they had seen. Hold up your megaphones and say it with me: **[Bottom Line] "Jesus is alive."**

Peter ran to the tomb, found the linen strips that had been around Jesus' body, and wondered what had happened. What happened, friends? Say it with me: **[Bottom Line] "Jesus is alive."**

Later that day, two men said that they had met Jesus along the road to Emmaus because, say it with me: **[Bottom Line] "Jesus is alive."**

As the disciples were talking about all that had happened, Jesus appeared in the room with them. They were surprised and terrified. He showed them His wounds and proved that, say it with me: **[Bottom Line] "Jesus is alive."**




What to Do:
Print on cardstock, one for each kid.

"Jesus Is Alive Megaphone Template" Activity Page

March 2024, Week 5, Small Group K-1
©2024 The reThink Group, Inc. All rights reserved.


EMPTY TOMB BUILDING INSTRUCTIONS



- 1 Select two or three volunteers to use the construction paper and markers to draw the two women in biblical robes and two angels any way they choose and cut them out. Once finished, instruct the kids to tape their figures to craft sticks.




- 2 Select a volunteer to shape a lump of playdough into a flat 3-4" circle. Pat it flat and lay it onto the center of the tray. This will be the base for the tomb.




- 3 Select a volunteer to lay the cup on its side halfway onto the playdough circle.



- 4 Select two volunteers to use playdough in a different color from the base to cover the cup to create the "tomb."



- 5 Select a volunteer to roll another lump of playdough into a flat circle to fit the opening of the cup. This will be the stone that's rolled away. Once formed, have the volunteer place it to the side of the entrance.



- 6 Invite the kids who created the women and angel figures to add them to the empty tomb garden. They can stick one angel on top of the stone, one on top of the tomb or at the entrance. They can place the women facing the tomb. You may need to add additional lumps of playdough to the tray to hold up the craft stick figures.

God so loved

1

the world

2

that he

3

gave his

4

one and

5

only Son.

6

Anyone who

7

believes in him

8

will not die

9

but will have

10

eternal life.

11

John 3:16 NIrV

12

What to Do:

Print on paper and cut apart, one set for each Small Group.

"John 3:16 Verse Word Cards" Activity Page, NIrV

March 2024, Week 5, Small Group K-1

©2024 The reThink Group, Inc. All rights reserved.

For God

1

so loved

2

the world

3

that he gave

4

his one

5

and only Son,

6

that whoever

7

believes in him

8

shall not perish

9

but have

10

eternal life.

11

John 3:16 NIV

12