

Moses Was Born and Called

BIBLE PASSAGE: Exodus 1:8–2:10, 23–25; 3:1–4:20

MAIN POINT: God rescued Moses to save His people.

KEY PASSAGE: Hebrews 3:5–6

BIG PICTURE QUESTION: What is God's plan? God's plan is to rescue His people.

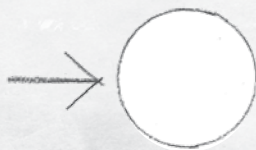
SMALL GROUP OPENING
(15–20 MINUTES)

PAGE 10




LARGE GROUP BIBLE STUDY
(10–15 MINUTES)

PAGE 12



SMALL GROUP ACTIVITIES
(20–25 MINUTES)

PAGE 14



Leader BIBLE STUDY

Moses was born into a culture that hated his people. The Israelites—descendants of Israel (Jacob)—had set up their home in Egypt when a famine forced them to seek out food. They became so numerous that Pharaoh felt threatened and forced them into slavery. But their families still grew, and Pharaoh instituted an unimaginable method of population control: kill all of the baby boys.

Moses' story is a clear picture of God's sovereignty. Not only was Moses' life spared by the Egyptian princess, Moses' mother was able to care for him. Moses grew up in Pharaoh's house and then spent years shepherding in Midian before God called him to his task.

Imagine the encounter between God and Moses at the burning bush. God drew a curious Moses to Himself and then spoke: “Moses, Moses!”

God identified Himself as the God of Abraham, of Isaac, and of Jacob. He testified to His own grace: “I have observed the misery of My people ... and I know about their sufferings. ... I am sending you ... so that you may lead My people, the Israelites, out of Egypt” (Ex. 3:7-10).

God revealed His name: “I AM WHO I AM.” The most basic and important fact about God is that He exists; He always has and always will exist. God does not change. God revealed to Moses who He is so that the people would trust in Him.

Help the preschoolers you teach understand that God rescued Moses to deliver His people from captivity. Emphasize how the calling of Moses points to a greater calling and rescue—the call of Jesus to come to earth to save God’s people from sin.

Check out the video “The Big Story” for a picture of this unit’s part in God’s big story of redemption.

1



MINISTRY GRID
training made simple

Additional resources for each session are available at gospelproject.com. For free training and session-by-session help, visit www.ministrygrid.com/web/thegospelproject.

The BIBLE STORY

Moses Was Born and Called

Exodus 1:8–2:10,23-25; 3:1–4:20

Joseph's family lived in Egypt for many years. The family grew bigger and bigger. All the people in the family were called Israelites because they came from the family of Israel (Jacob).

Joseph had died and a new pharaoh, or king, took over Egypt. The new king did not like the Israelites; he was afraid because there were so many of them. The king made the Israelites work very hard. But the harder the Israelites worked, the bigger their families grew!

"Kill all their baby boys!" the king said. But the nurses who helped the Israelite mommies and babies did not do what the king said.

Now the king was very angry! **"Throw all their baby boys into the Nile River!" he said.**

Around this time, a woman had a baby boy. She wanted him to live, so she hid him. When the baby was bigger, **she put him in a basket and set the basket at the edge of the Nile River.** The baby's older sister, Miriam, stayed nearby to watch the basket.

Soon, the princess of Egypt went to the river to take a bath. She found the basket and the baby inside, and she felt sorry for the baby. The princess wanted the baby to be her son. Miriam asked the princess if she wanted to hire a woman to take care of the baby. The princess agreed, so Miriam brought her mother to care for him. **The princess named the baby Moses.**

When Moses grew up, he had to leave Egypt. Moses found a job as a shepherd, taking care of sheep.

Back in Egypt, the king had died and a new king took

over. But the new king still made the Israelite people work very hard. They cried out to God for help. God heard their cries, and He planned to send Moses to help them.

One day, Moses saw a burning bush. The Angel of the Lord was in the fire, and the bush was not burning up. Suddenly, God called from the bush, “Moses! Moses!”

“Here I am,” Moses said.

God told Moses to take off his sandals. Then God said, **“My people are suffering. I want you to lead them out of Egypt to a good land I have for them. First, lead them into the desert so they can worship Me.”**

“What if they ask for Your name? What should I tell them?” Moses asked.

God said, **“I AM WHO I AM. Tell them: I AM has sent me to you.” Then God warned that Moses’ job would not be easy. The king in Egypt would say no, but God promised that the king would one day let God’s people go.**

Moses made excuses and said, “I am not good at speaking. Please, send someone else.” God was angry with Moses, but He agreed to send Moses’ brother, Aaron, with him.

Christ Connection: God saved Moses’ life so Moses could one day save God’s people from the Egyptian king. God used His Son, Jesus, to save people in an even better way. God sent Jesus to earth to save us from our sin.



**WANT TO
DISCOVER
GOD’S WORD?
GET
MORE!**

Invite preschoolers to check out this week’s devotionals to discover that God’s plan to send Jesus was a greater rescue.

At just the right time, God sent Jesus to earth to deliver His people from sin. (Gal. 4:4-5)

Order in bulk, subscribe quarterly, or purchase individually. For more information, check out www.lifeway.com/devotionals.

Small Group OPENING

SESSION TITLE: Moses Was Born and Called

BIBLE PASSAGE: Exodus 1:8–2:10,23-25; 3:1–4:20

MAIN POINT: God rescued Moses to save His people.

KEY PASSAGE: Hebrews 3:5-6

BIG PICTURE QUESTION: What is God's plan? God's plan is to rescue His people.

Welcome time

- “God Gives Us Everything We Need” song
- offering basket
- Allergy Alert download
- favorite toys related to the Bible story theme

Play the unit theme song in the background as you greet preschoolers and follow your church's security procedures. Set an offering basket near the door to collect at an appropriate time. Post an allergy alert, if necessary. Set out a few favorite theme-related toys, such as puzzles and blocks.

Activity page

- “Baby in a Basket” activity page, 1 per child
- blue crayons or markers

Guide preschoolers to trace the river path from baby Moses to the Egyptian princess. Invite preschoolers to color the river blue.

SAY • God protected baby Moses by causing the Pharaoh's daughter to find him when he was in a basket near the Nile River. God had a very good reason for rescuing Moses. We will discover that reason in today's Bible story.

Take care of babies

Provide baby dolls and blankets for the preschoolers to play out caring for babies. Show the preschoolers how to wrap the babies in a blanket. Talk about babies and their care. If you have baskets available, invite preschoolers to place babies in a basket.



- baby dolls
- blankets
- basket (optional)

SAY • Today we're going to hear a Bible story about God's people, the Israelites, who were living in Egypt. Joseph had died and a new pharaoh was in charge, and he did not like the Israelites. The pharaoh tried to hurt God's people, but God protected baby Moses. Moses was part of God's plan to help His people.

Compare Bibles

Set out Bibles of different colors, shapes and sizes. Pass around the Bibles so the children can see and touch them to compare and contrast. Ask questions to guide the comparison, such as "Which Bible is your favorite color? Which Bible is the biggest? Which of these Bibles has pictures?"

• Bibles in various sizes, colors, and styles

SAY • All of these Bibles look different, but on the inside they are the same! People wrote down God's words in the Bible to teach us the truth about God and His Son, Jesus. Today we are going to learn how God kept His promise to Abraham to rescue His people from the king of Egypt. One day, God would also keep His promise to send Jesus to rescue His people from sin.

Transition to Bible study

To gain the attention of all the preschoolers to move them to Bible study, show the countdown video, flip off the lights, or clap a simple rhythm for the children to copy. Invite preschoolers to make baby sounds as they move to Bible study.

• countdown video (optional)

Large Group LEADER

SESSION TITLE: Moses Was Born and Called

BIBLE PASSAGE: Exodus 1:8–2:10, 23–25; 3:1–4:20

MAIN POINT: God rescued Moses to save His people.

KEY PASSAGE: Hebrews 3:5–6

BIG PICTURE QUESTION: What is God's plan? God's plan is to rescue His people.

Introduce the Bible story

- various hats or recognizable tools for different professions
- bag

Before class, gather various hats or recognizable tools for jobs that preschoolers would know (firefighters hat, stethoscope, hard hat, police officer's badge, and so forth). Invite a few preschoolers to come forward, reach in the bag, and pull out an item. Guide them to tell you who would use that item in his or her job.

SAY • These are different items people would use in their jobs. Do you know what you would like to be when you grow up? In today's Bible story, God had a special job for a man named Moses.

Watch or tell the Bible story

- Bible
- "Moses Was Born and Called" video
- Bible Story Picture Poster

Open your Bible to Exodus 1.

SAY • God's words are in the Bible. All the stories in the Bible happened in real life. All of the Bible is true. Today's story comes from the Book of Exodus.

Show the Bible story video "Moses Was Born and Called" or tell the Bible story in your own words using the script provided. Use the bolded version for younger preschoolers.

- Main Point Poster
- Giant Timeline or Big Story Circle

Talk about the Bible story

SAY • **God rescued Moses to save His people** from the

Egyptian king. God used His Son, Jesus, to save people in an even better way. God sent Jesus to earth to save us from our sin.

Point to today's Bible story on the giant timeline or big story circle as you ask the following review questions:

1. Why did Moses' mother put him in a basket along the Nile River? (*to protect him*)
2. Who found Moses? (*Pharaoh's daughter, the princess*)
3. Who spoke to Moses in a burning bush? (*God*)
4. What did God tell Moses to do? (*to lead His people out of Egypt.*)

Learn the big picture question

SAY • Our big picture question and answer is, ***What is God's plan? God's plan is to rescue His people.*** Pharaoh was hurting God's people, the Israelites. **God rescued Moses to save His people.** Sin hurts us, and God sent Jesus to rescue us from sin! God always rescues His people.

• Big Picture Question Poster

Practice the key passage

Open your Bible to Hebrews 3:5-6. Read the key passage aloud several times. Sing together the key passage song, "Confidence of our Hope."

SAY • Our key passage tells us that Moses was faithful as a servant, but Jesus is faithful as God's Son. *Faithful* means that Moses and Jesus did what God called them to do. God used Moses in a special way, but Jesus is most special of all. God sent Jesus to rescue us from sin.

• Key Passage Poster
• "Confidence of our Hope" song

Transition to small groups

Small Group ACTIVITIES

SESSION TITLE: Moses Was Born and Called

BIBLE PASSAGE: Exodus 1:8–2:10,23-25; 3:1–4:20

MAIN POINT: God rescued Moses to save His people.

KEY PASSAGE: Hebrews 3:5-6

BIG PICTURE QUESTION: What is God's plan? God's plan is to rescue His people.



Baby Moses on the river

Instruct the preschoolers to form two lines so that the children face each other with a little more than arm's length between them. Explain that they are going to be the Nile River from the Bible story. Invite them to make fluid wave movements with their arms as they make *whooshing* sounds. Choose one child to be baby Moses and invite her to walk through the river. Play as time allows, giving every child a chance to be baby Moses.

SAY • God rescued Moses when he was just a baby for a special purpose. Do you remember what baby Moses grew up to do? **God rescued Moses to save His people.** God used Moses to rescue His people from the Egyptians. Many years later, God sent Jesus to earth to rescue His people from sin.

Play dough baskets

• play dough

Provide play dough for preschoolers. Demonstrate how to make a basket using either the pinch-pot or coil method. (If you are unfamiliar with these methods, check them out online before class.) Invite preschoolers to make a basket. Encourage preschoolers to make a baby Moses out of play dough to put inside their baskets.

SAY • Moses' mommy put him in a basket when he was a baby so she could keep him safe. She didn't know that Pharaoh's daughter would find Moses and raise him as her son! **God rescued Moses to save His people** and bring them out of Egypt. God sent His Son, Jesus, to rescue us from sin.

Water play with grass

Fill a plastic tub with a couple inches of water and a variety of grasses. If available, provide slotted spoons or nets and encourage preschoolers to scoop the grasses out of the water. Guide a preschooler to use a magnifying glass to examine the grasses before she places the grass back in the water.

SAY • Moses' mommy hid Moses in a basket and set the basket in some grasses at the edge of the Nile River. **God rescued Moses to save His people.** God saved Moses' life so Moses could one day save God's people from the Egyptian king. God used His Son, Jesus, to save people in an even better way. God sent Jesus to earth to save us from our sin.

- Allergy Alert download
- variety of grasses
- plastic tub
- towels
- magnifying glasses
- slotted spoons (optional)
- nets (optional)

Explore a Bible times map

Display the "Exodus Map" printable. Invite the children to gather around the map to see where Moses lived. Point out Egypt, the Nile River, the desert, and the promised land where Moses was going to lead God's people. Give sticky notes to a few volunteers. Each time you point to a position in today's Bible story, invite a preschooler to place an arrow on the map.

SAY • Long before Moses was born, God had told Abraham that his descendants would be servants in Egypt [*point to Egypt*] for a long time. But God also said

- "Exodus Map" printable
- sticky notes with corners cut to look like arrows

that He was going to send someone to bring His people out of Egypt to the land God had promised to give Abraham's people [*point to Canaan*]. When Moses' mommy put him in a basket in the Nile [*point to the river*] **God rescued Moses to save His people.**

God saved Moses' life so Moses could one day save God's people from the Egyptian king. God used His Son, Jesus, to save people in an even better way. God sent Jesus to earth to save us from our sin.

Create a burning bush

- clean tissue rolls
- red, orange, and yellow construction paper
- glue stick

Prior to class, cut red, orange, and yellow construction paper into 1-inch squares. Provide a clean tissue roll for each preschooler. Guide preschoolers to glue the construction paper squares to the tissue roll. Place the "burning bushes" in a safe place to dry.

SAY • Moses saw a burning bush. The Angel of the Lord was in the fire, and the bush was not burning up. God spoke to Moses and told him to lead God's people out of Egypt and to the land He had for them. **God rescued Moses to save His people** from the Egyptian king. God sent His Son, Jesus, to save people in an even better way. God sent Jesus to earth to save us from our sin.

Snack

Play the countdown video to signal the end of activities. Guide preschoolers to clean their areas. Take a restroom break and wash hands. Gather preschoolers for snack time. Thank God for the snack.

Serve a snack of apples and honey. Remind the preschoolers that God told Moses to lead His people into a good land. That land was rich with food likes fruits and honey. God had a plan to rescue His people and take them into this promised land.

- countdown video (optional)
- Allergy Alert download
- snack food
- paper cups and napkins

Transition

When a child finishes his snack, guide him to throw away any trash. He may select a book or puzzle to examine, play quietly with play dough or a favorite toy, or color the Bible story coloring page.

Offer the journal page and invite preschoolers to draw a picture of Moses talking to God through a burning bush. Remind children that God still speaks to His people today through the Bible. Pray for the children.

SAY • Thank You, God, for rescuing Moses so he could save Your people from the king of Egypt. Thank You, God, for sending Your Son, Jesus, to die on the cross and come back to life to rescue us from our sin. Help us to love You and trust in You. Amen!

If parents are picking up their children at this time, tell them something that their child enjoyed doing or did well during the session. Distribute the preschool big picture cards for families.

- Journal Page printable, 1 per child
- Bible Story Coloring Page
- crayons
- Big Picture Cards for Families: Babies, Toddlers, and Preschool

Journal Page

God the Redeemer

Key Passage: Hebrews 3:5-6

Big Picture Questions: What is God's plan?
God's plan is to rescue His people.

Session 1: Moses Was Born and Called
Exodus 1:8-2:10, 23-25; 3:1-4:20
God rescued Moses to save His people.


Session 2: The Plagues, the Passover, and the
Crossing of the Red Sea
Exodus 5-14
God showed Egypt that only He is
God.

Session 3: The Wilderness Test
Exodus 15:22-17:7
God gave His people food and water.

Session 4: The Golden Calf
Exodus 32:1-35; 34:1-9
God's people worshiped a golden calf.


Session 5: The Ten Commandments: Love God
Exodus 19:1-20:11; 31:18
God gave us rules to show that He is
holy.





**Moses was
faithful as a
servant ... But
Christ is faithful
as the Son.
Hebrews 3:5-6**

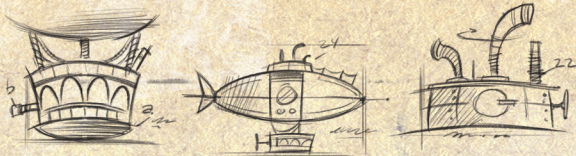




Moses verily was
faithful ... as a
servant, ... But
Christ as a son.

Hebrews 3:5-6






Moses was
faithful as a
servant ...

But Christ was
faithful as a Son.
Hebrews 3:5-6





Now Moses was
faithful ... as a
servant ... but
Christ is faithful
... as a son.

Hebrews 3:5-6



**God rescued
Moses to save
His people.**





Baby in a Basket

INSTRUCTIONS: Use your finger to trace the river's path from Baby Moses to the Princess of Egypt. Use a blue crayon or marker to color the path blue.

DOWNLOAD THE
TGP FAMILY APP

KEY PASSAGE: Hebrews 3:5-6

BIG PICTURE QUESTION:

- What is God's plan? God's plan is to rescue His people.

BIBLE STORY:

MOSES WAS BORN AND CALLED

- The Egyptian king made the Israelites work very hard.
- God rescued Moses to save His people.
- God spoke to Moses in a burning bush. God told Moses to lead His people out of Egypt.

FAMILY DISCUSSION STARTERS:

- What would you do if you found a baby alone in a basket?
- Moses made excuses about why God should send someone else to Pharaoh. What excuses do we make for not doing things?
- Talk about a time your family cried out to God for help.

FAMILY ACTIVITY:




- Look at pictures from when your kids first came home. Read Psalm 139:13-16. Talk about God's good plan for your kids.
- Take it further: Prepare a meal or donate clothes to a family celebrating a new baby or adoption.

Preschool Activity Pages
Unit 4, Session 1





What is God's plan?



What is God's plan?

God's plan is to
rescue His people.

