

JESUS WANTS TO BE
MY FRIEND FOREVER.

WEEK
FIVE
MARCH 2020

SMALL GROUP
3-5
YEAR-OLDS



first look™

TEAM

CEO

Reggie Joiner

DIRECTOR OF MESSAGING

Kristen Ivy

DIRECTOR OF PRESCHOOL STRATEGY

Brittany Compton Robertson

DIRECTOR OF CURRICULUM

Kathy Hill

DESIGN AND BRAND MANAGER

Sharon van Rossum

CREATIVE TEAM

Brittany Compton Robertson

Kathy Hill

Autumn Ward

Ashley Hiers

Donna High

Sharon van Rossum

Deb Springer

McKenzie Causey

Missy Purcell

WRITERS

Donna High

Emily Meredith

Autumn Ward

Ashley Hiers

USER AGREEMENT

Scripture marked NIV is taken from the Holy Bible, New International Reader's Version™, Copyright © 1995, 1996, 1998 by International Bible Society. Used by permission of Zondervan Publishing House. All rights reserved.

These resources are intended to be downloaded and printed for use by the subscribing entity only and may not be electronically transferred to or duplicated by other non-subscribing entities. Any unauthorized reproduction of this material or incorporation into a new work is a direct violation of US copyright laws. ©2020 The reThink Group. All rights reserved. First Look® and the First Look® logo are trademarks of The reThink Group.

"STATEMENT OF FAITH" USER AGREEMENT

Orange gladly grants permission to churches, schools, and other licensees to tailor First Look® materials to fit their unique leadership requirements, locale and format preferences, and physical environment needs. However, if you wish to edit the content substantively, including Bible stories, learning activities, scripts, and any other content in which biblical principles and concepts are presented, you are obligated to do so within the doctrinal guidelines we've expressed in our Statement of Faith.

PRELUDE


SOCIAL

WORSHIP

STORY

GROUPS

HOME



BIBLE STORY

When I follow Jesus,
I can love everyone.

LOVE ONE ANOTHER
JOHN 13:34-35

MEMORY VERSE

“Come and follow me,”
Jesus said.”

MATTHEW 4:19, NIRV

KEY QUESTION

Who can you follow?

BOTTOM LINE

I can follow Jesus.

BASIC TRUTH

Jesus wants to be my
friend forever.

PRELUDE: Setting the tone for the experience

For Leaders Only
Monthly Overview
Create the Environment

15
MIN

SOCIAL: Providing time for fun interaction

Offer one or more of these activities as preschoolers arrive.
Baskets of Love
Hello
Get Well Greetings

10
MIN

WORSHIP: Inviting people to respond to God

Follow On
Wow Oh Wow


10
MIN

STORY: Communicating God's truth in engaging ways

Introductory Sketch
Bible Story
Prayer

25
MIN

GROUPS: Creating a safe place to connect

Offer as many of these activities as your time, facilities, resources, and leadership allow.
Heart Pass
How Can You Love?
Heart Cutout
Follow Me
Sensory Bottle 
Journal and Prayer

HOME: Prompting action beyond the experience

Going Home
Parent Cue



This symbol indicates an activity with potential allergens. Be sure to post allergy alert sign and inform parents at drop-off.

PRELUDE

SOCIAL

WORSHIP

STORY

GROUPS

HOME

15 MINUTES

BIBLE STORY

When I follow Jesus,
I can love everyone.

LOVE ONE ANOTHER
JOHN 13:34-35



MOVE

an activity that uses a preschooler's natural desire to move
to help them learn

MEMORY VERSE

"Come and follow me,"
Jesus said."

MATTHEW 4:19, NIRV

KEY QUESTION

Who can you follow?

BOTTOM LINE

I can follow Jesus.

BASIC TRUTH

Jesus wants to be my
friend forever.

1. BASKETS OF LOVE

WHAT YOU NEED: "People to Love" Activity Pages, cardstock, tape, four laundry baskets, and red pom-poms or red tissue paper wads

WHAT YOU DO:

BEFORE THE ACTIVITY: Copy "People to Love" onto cardstock (*one set of images per activity*). Tape each picture to the side of the four baskets, with one picture per basket. Set the baskets in the four corners of your activity area. Scatter the pom-poms or red tissue paper wads all around your activity area.

DURING THE ACTIVITY: Encourage the children to gather the pom-poms or tissue paper wads (*to represent "love"*) and place them in one of the baskets. Talk about each picture and how we can show love to that person. If time allows, dump out the baskets and encourage the children to gather the pom-poms/tissue paper and place them in a different basket.

AFTER THE ACTIVITY: Gather all the pom-poms and tissue paper in the baskets and set aside.

WHAT YOU SAY:

BEFORE THE ACTIVITY: "There are SO many people all around us that need love! We can show love to them every day. Do you see the pom-poms/tissue paper scattered around the room? They represent love! Let's pick them up and put them into one of the baskets. You can choose any basket you wish."

DURING THE ACTIVITY: "Do you see the pictures on each basket? Let's look at each picture and you tell me how we could show love to that person!"

AFTER THE ACTIVITY: "Great job gathering the love, friends! You know who really knows how to love others? Jesus! We'll see how we can love everyone when we choose to follow him in our Bible story today. I can't wait!"

TRANSITION: Move to Worship and Story by saying, "Can you love your _____?" as children respond, "Yes, I can!" Examples of people to love: mom, dad, grandmother, cousin, sister, brother, teacher, friend, postal worker, doctor, dentist, coach, neighbor, aunt, uncle etc. When you get to the Large Group space, end your walk by asking, "Can you love everyone?" and children respond, "Yes, I can!"

PRELUDE

SOCIAL

WORSHIP

STORY

GROUPS

HOME

15 MINUTES

BIBLE STORY

When I follow Jesus,
I can love everyone.

LOVE ONE ANOTHER
JOHN 13:34-35



PLAY

an activity that encourages preschoolers to follow guidelines
while having fun and learning new concepts

MEMORY VERSE

“Come and follow me,”
Jesus said.”

MATTHEW 4:19, NIRV

KEY QUESTION

Who can you follow?

BOTTOM LINE

I can follow Jesus.

BASIC TRUTH

Jesus wants to be my
friend forever.

2. HELLO

WHAT YOU NEED: “Hello” Activity Page and cardstock

WHAT YOU DO:

BEFORE THE ACTIVITY: Copy “Hello” onto the cardstock and cut on dotted lines.

DURING THE ACTIVITY: Stand at the entrance where the children come in while holding the Activity Page. Invite the children to choose a greeting from the Activity Page. Greet the child in the way that they have chosen. If they choose a hug, make sure to do a side hug.

AFTER THE ACTIVITY: Repeat until each child has been greeted.

WHAT YOU SAY:

BEFORE THE ACTIVITY: “I am so glad you are here today!”

DURING THE ACTIVITY: “I want to tell you hello. Can you show me on the page (*hold up*) how I can say hello? (*Point.*) Fist bump, high five, or a hug? (*Pause and do activity.*)

AFTER THE ACTIVITY: “Today we are going to hear about a special way that we can follow Jesus! We can love each other!”

TRANSITION: Move to Worship and Story by waving hello to anyone that you meet on the way to the story area.

PRELUDE

SOCIAL

WORSHIP

STORY

GROUPS

HOME

15 MINUTES

BIBLE STORY

When I follow Jesus,
I can love everyone.

LOVE ONE ANOTHER
JOHN 13:34-35



CREATE

an activity that allows preschoolers to review the Bible story, bottom line, or memory verse by creating a craft to take home

MEMORY VERSE

“Come and follow me,”
Jesus said.”

MATTHEW 4:19, NIRV

KEY QUESTION

Who can you follow?

BOTTOM LINE

I can follow Jesus.

BASIC TRUTH

Jesus wants to be my
friend forever.

3. GET WELL GREETINGS

WHAT YOU NEED: “Get Well Postcards” Activity Page, cardstock, heart stickers, and crayons or markers

WHAT YOU DO:

BEFORE THE ACTIVITY: Copy “Get Well Postcards” on cardstock and cut on dotted lines (*one postcard per child*). Set all the postcards, stickers, and markers or crayons on the table.

DURING THE ACTIVITY: Point out the words on the front of the card. Encourage the children to decorate the back of the card with the supplies provided.

AFTER THE ACTIVITY: Gather all cards, markers, crayons, and any extra stickers for clean-up.

WHAT YOU SAY:

BEFORE THE ACTIVITY: “Today we’re going to make some special cards for people in the hospital. It’s so nice to show love to someone when they aren’t feeling well! On the front of this card, it says, ‘Love one another!’ Let’s show some love by decorating the back of our cards, and then we’ll give them to people who are in the hospital to show we are thinking about them and that we love them.”

AFTER THE ACTIVITY: “These are beautiful. I know they will make so many people feel so loved. Thank you for helping make these special cards today. Making a card for someone is just one way to show love. We’ll hear more about how Jesus loves in our Bible story today. Let’s go!”

TRANSITION: Move to Worship and Story by following you as you pantomime different ways to show love. You might say, “I can show love by giving a hug. Give a friend a hug,” or, “I can show love by saying, ‘Hello, friend!’ Say it with me. Hello, friend!” Other examples: Giving a high five, helping to clean up, saying “I’m sorry,” etc.

PRELUDE

SOCIAL

WORSHIP

STORY

GROUPS

HOME

25 MINUTES

**HEAR
FROM GOD**
MEMORY VERSE
REVIEW



MOVE

an activity that uses a preschooler's natural desire to move
to help them learn

BIBLE STORY

When I follow Jesus,
I can love everyone.

LOVE ONE ANOTHER
JOHN 13:34-35

1. HEART PASS

WHAT YOU NEED: Heart-shaped pillow

WHAT YOU DO:

BEFORE THE ACTIVITY: Guide the children to sit in a circle.

DURING THE ACTIVITY: Pass the heart pillow around the circle as you say the memory verse. Repeat several times.

WHAT YOU SAY:

BEFORE THE ACTIVITY: "We can follow Jesus by loving one another."

DURING THE ACTIVITY: "We have a heart that we can pass. A heart reminds me of love. (*Hold up.*) It can remind us that we can follow Jesus by loving one another. Let's say our memory verse as we pass the pillow." (*Do activity.*)

AFTER THE ACTIVITY: "Our memory verse tells us that we can follow Jesus. We can follow Jesus by loving one another. **Who can you follow? I can follow Jesus!**"

MEMORY VERSE

"Come and follow me,"
Jesus said."

MATTHEW 4:19, NIRV

KEY QUESTION

Who can you follow?

BOTTOM LINE

I can follow Jesus.

BASIC TRUTH

Jesus wants to be my
friend forever.

**TALK
ABOUT GOD
BIBLE STORY
REVIEW**



IMAGINE

an activity that lets preschoolers pretend, imagine,
and role play to enhance their learning

BIBLE STORY

When I follow Jesus,
I can love everyone.

**LOVE ONE ANOTHER
JOHN 13:34-35**

2. HOW CAN YOU LOVE?

WHAT YOU NEED: An opaque bag, a BAND-AID®, a mini snack pack, a small toy, and a heart
(NOTE: If you have a large class, consider offering multiples of the items above.)

WHAT YOU DO:

BEFORE THE ACTIVITY: Gather all the items in the supply list and put them into the opaque bag.

DURING THE ACTIVITY: Gather the children in the activity area to sit in a circle. Call on each child one at a time to come and pull an item from the bag and then share with the group how they might use that item to show love.

Examples:

Snack pack: share a snack with a friend

BAND-AID: help a friend who is hurt

Small toy: share with a new friend

A heart: give someone a hug

AFTER THE ACTIVITY: Gather all the items back in the bag for clean-up.

WHAT YOU SAY:

BEFORE THE ACTIVITY: "Friends, come sit down over here with me. In our Bible story today, we learned that Jesus loves everyone! And when we follow Him, we can love everyone, too. In this bag, I have several items that you can use to show love to others. I will call on a friend one at a time to reach into the bag, pick an item, and then share how you might use it to show love to someone else."

AFTER THE ACTIVITY: "You have SO many great ideas for showing love to others! I want to follow Jesus every day and show love to everyone, too. Jesus is the BEST leader to follow for sure. Tell me: **Who can you follow? I can follow Jesus.**"

MEMORY VERSE

"Come and follow me,"
Jesus said."

MATTHEW 4:19, NIRV

KEY QUESTION

Who can you follow?

BOTTOM LINE

I can follow Jesus.

BASIC TRUTH

Jesus wants to be my
friend forever.

**LIVE
FOR GOD
APPLICATION
ACTIVITY**



THINK

an advanced activity specifically designed for older preschoolers

BIBLE STORY

When I follow Jesus,
I can love everyone.

**LOVE ONE ANOTHER
JOHN 13:34-35**

3. HEART CUTOUT

WHAT YOU NEED: Construction paper, marker, and preschool-safe scissors

WHAT YOU DO:

BEFORE THE ACTIVITY: Cut the paper into four equal squares. Fold each square in half. Draw half of a heart with the middle of the heart at the fold.

DURING THE ACTIVITY: Give each child a folded square and a pair of scissors. Instruct the child to cut on the outline of the heart.

AFTER THE ACTIVITY: Help the children unfold their cutouts to reveal the heart.

WHAT YOU SAY:

BEFORE THE ACTIVITY: "We are going to practice our cutting."

DURING THE ACTIVITY: (Give each child a folded square.) "Use the scissors to cut on the line." (Do activity.)

AFTER THE ACTIVITY: "Great job! Let's unfold the cutout and see what it is! (Finish activity.) It is a heart! A heart is about love. Jesus wants us to follow Him and love one another! **Who can you follow? I can follow Jesus.**"

MEMORY VERSE

"Come and follow me,'
Jesus said."

MATTHEW 4:19, NIRV

KEY QUESTION

Who can you follow?

BOTTOM LINE

I can follow Jesus.

BASIC TRUTH

Jesus wants to be my
friend forever.

PRELUDE

SOCIAL

WORSHIP

STORY

GROUPS

HOME

25 MINUTES

**LIVE
FOR GOD
APPLICATION
ACTIVITY**



MOVE

an activity that uses a preschooler's natural desire to move
to help them learn

BIBLE STORY

When I follow Jesus,
I can love everyone.

**LOVE ONE ANOTHER
JOHN 13:34-35**

MEMORY VERSE

"Come and follow me,"
Jesus said."

MATTHEW 4:19, NIRV

KEY QUESTION

Who can you follow?

BOTTOM LINE

I can follow Jesus.

BASIC TRUTH

Jesus wants to be my
friend forever.

4. FOLLOW ME

WHAT YOU NEED: Bandanas (*one per every two children*)

WHAT YOU DO:

DURING THE ACTIVITY: Gather the children in the activity area of the room. Let the children find a friend. Give each pair a bandana. Help the children tie the bandana around their eyes as a blindfold. Let their partner hold hands and carefully lead their blindfolded partner around the activity area.

Make sure children stay in the open area of the room, away from tables and chairs. Encourage the children doing the guiding to take small steps as they lead. After a minute or so, call on the pairs to stop and then switch roles. Be available to help with bandanas for the second round.

AFTER THE ACTIVITY: Collect all bandanas.

WHAT YOU SAY:

DURING THE ACTIVITY: "Let's take turns leading and following! I want you to pick a partner and stand together. I'll give one partner a bandana to serve as a blindfold. Your partner will guide you very carefully for a few steps around the activity area. When I say, 'Stop,' I want you to freeze where you are, and everyone will switch roles."

AFTER THE ACTIVITY: "You did an awesome job leading AND following. Super job, friends! Who is the BEST leader to follow? (Pause.) Yes, Jesus! **Who can you follow? I can follow Jesus.**"

**LIVE
FOR GOD
APPLICATION
ACTIVITY**



CREATE

an activity that allows preschoolers to review the Bible story, bottom line, or memory verse by creating a craft to take home

BIBLE STORY

When I follow Jesus,
I can love everyone.

LOVE ONE ANOTHER
JOHN 13:34-35

5. SENSORY BOTTLE

Be sure to list the items you will be using today on the "Allergy Alert Poster" and post it at the door to your room.

WHAT YOU NEED: "Allergy Alert Poster," cardstock, "Bottle Label" and "Bottle Jesus" Activity Pages, Avery® #5160 labels or equivalent, a small empty water bottle with lid, small pom-poms, rice, scissors, small BAND-AIDs, a small funnel, and small foam hearts

WHAT YOU DO:

BEFORE THE ACTIVITY: Copy "Allergy Alert Poster" on cardstock and hang it on the door. Copy the "Bottle Label" Activity Page onto the label paper. Copy the "Bottle Jesus" Activity Page onto cardstock and cut on the dotted lines. Each child will need one cutout. Remove any labels from the bottles.

DURING THE ACTIVITY: Give each child a bottle. Help the child use the funnel to place a small amount of rice into the bottle. It should only cover the bottom of the bottle. Help the child place a cutout, a pom-pom, a BAND-AID, and a heart inside the bottle. Replace the lid to the bottle.

AFTER THE ACTIVITY: Encourage the children to place a label on the side of their bottle.

WHAT YOU SAY:

BEFORE THE ACTIVITY: "Jesus wants us to follow Him and love each other. There are many ways that we can show love to one another."

DURING THE ACTIVITY: "We are going to make a bottle with items in it that are ways we can love one another. (Add rice.) First, let's place a ball (hold up pom-pom) in the bottle. We can show love by playing with someone. Next, let's place a BAND-AID in the bottle. We can show love by helping someone if they are hurt. Then we can add a heart to show love. Lastly, we can add a picture of Jesus! We all can follow Jesus by loving one another." (Add label.)

AFTER THE ACTIVITY: "Your bottles look awesome! You can use them to tell everyone that we can follow Jesus by loving one another! **Who can you follow? I can follow Jesus!**"

MEMORY VERSE

"Come and follow me,"
Jesus said."

MATTHEW 4:19, NIRV

KEY QUESTION

Who can you follow?

BOTTOM LINE

I can follow Jesus.

BASIC TRUTH

Jesus wants to be my
friend forever.

PRAY
TO GOD
PRAYER
ACTIVITY



REFLECT

an activity that encourages personal application and prayer

BIBLE STORY

When I follow Jesus,
I can love everyone.

LOVE ONE ANOTHER
JOHN 13:34-35

MEMORY VERSE

"Come and follow me,"
Jesus said."

MATTHEW 4:19, NIRV

KEY QUESTION

Who can you follow?

BOTTOM LINE

I can follow Jesus.

BASIC TRUTH

Jesus wants to be my
friend forever.

6. JOURNAL AND PRAYER

WHAT YOU NEED: Paperclip "Memory Verse Card" in your Bible at Matthew 4:19. Provide a journal and a fun-shaped pen for each small group. You will also need reward stickers or hand stamp for saying the Bible verse.

SMALL GROUP LEADER (SGL): "It's Small Group time. Today we are going to pretend to be FISH! You can be the little fish, and I'll be the big fish leader. Make your best fish face (*make a fish face*) and follow me!

(*Pretend to swim like a fish as you lead the children to your Small Group spot.*)

"Okay, little fishies, we made it! Thank you for following me. Now let's sit down and talk about today's Bible story. One, two, three, sit down with me!

(*Open the Bible and lay it open in front of the children.*)

"Our Bible story today was about loving one another the way Jesus loves us. That's a lot of love, because Jesus loves us A LOT!

"When we follow Jesus, we get to see that He loves people by forgiving and sharing and helping and being kind. Jesus loves us by being the best friend ever!


"Hmmm. That means when we follow Jesus, we can love everyone the way Jesus loves us. That's awesome! And tell me: **Who can you follow?**"

CHILDREN AND SGL: "I can follow Jesus!"

SGL: "You got it! You CAN follow Jesus! And we have been learning a Bible verse that will help us remember that Jesus wants us to follow Him. Let's say it one time together and then anyone who wants to try and say it can give it a try!

(*Turn the pages of your Bible to the Memory Verse Card and lay it down.*)

CHILDREN AND SGL: "Come (*motion toward yourself with hand*) and follow me (*march*)," Jesus said (*hands to mouth like yelling*), Matthew 4:19." (*Open hands like a book.*)



PRELUDE

SOCIAL

WORSHIP

STORY

GROUPS

HOME

25 MINUTES

PRAY TO GOD PRAYER ACTIVITY



REFLECT

an activity that encourages personal application and prayer

SGL: "You sound awesome! Look to a friend and tell them, 'Great job!'"

(Pause.)

"Okay, you can sit back down, and when it's your turn to say the Bible verse, you can stand up and say it.

(Say each child's name. Make sure to give each child the opportunity to say the verse on his own. Have your stickers/hand stamp ready to give when they say it.)

"I am so proud of you, [child's name]! Here is your sticker/hand stamp!

(Give a high five to each child after they say the verse.)

"Now it's time to write in our journal and pray.

(Hold journal and fun-shaped pen.)

"Today we are going to make a list of ways we can be a good friend and love people the way Jesus loves us. Sound good? (Pause.) Okay, when I say your name, tell me one way you can be a good friend and love people the way Jesus loves you.

(Say each child's name and write down what they say. Remember to print the names so the children can recognize their names and the letters.)

"This is such a great list! Would anyone like to pray before I pray?"

(Give each child who wants to pray the opportunity to do so.)

PRAYER

SGL: "Dear God, thank You for giving us Jesus to be our friend forever. Thank You that He loves us and shows us how to love others. Help us to (read the list the children made) so we can love everyone the way Jesus loves us. In Jesus' name, amen."