

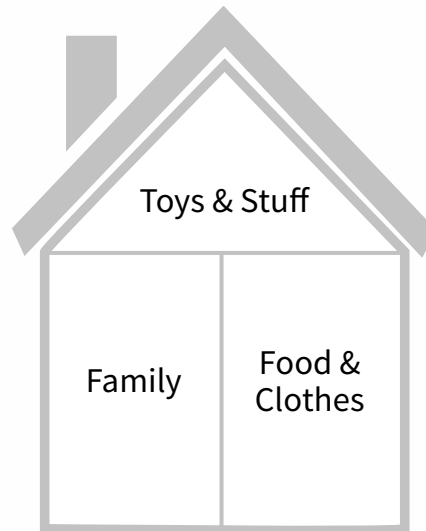
# The House That God Built Activity

## SUPPLIES NEEDED:


- Copies of the house on the next page (one copy per child, printed on cardstock)
- Stack of magazines (Children will cut out pictures from these, or leaders may have numerous pictures cut out beforehand.)
- Scissors (one pair per child)
- Glue (one stick per child)

## INSTRUCTIONS:

- Give each child a copy of the house drawing on the next page.
- Using the available magazines, glue, and scissors, have the children cut out pictures of things they have been given by God and glue them onto their house sheets. (Hint: for younger children cut out pictures beforehand for them to choose.)
- *Optional:* Have them categorize the pictures in the house and glue the photos according to categories onto the house.




# THE HOUSE THAT GOD BUILT



C D S L S D R B J R M P  
 X H N G W A O E B C T A  
 C G E N N R J L V D O G  
 U O W E L I E P I I M E  
 R C V Y R S R C Q O G D  
 S R Q R S F U E U H B R  
 E F Y I L X U R F J W Q  
 S U N K Z B R L C F D I  
 D G T H A N K F U L O E  
 S R R L M I A R G V H W  
 T I T H E S Z A A F Q F  
 E P D Z G J B X Q G Q S

BLESSINGS  
 CHEERFUL  
 CURSE  
 GIVER  
 GOD

OFFERINGS  
 ROB  
 THANKFUL  
 TITHES



***For God loves a cheerful giver***