

Fruit of the Spirit: Patience & Faithfulness

Week of August 23-29


Lesson Aim:	To help kids understand that when we're patient and faithful, we can trust God to help us.
Memory Verse (practice every day)	<p>Galatians 5:22-23 "But the fruit of the spirit is love, joy, peace, patience, kindness, goodness, faithfulness, gentleness, and self-control; against these things there is no law."</p> <p>Song: "Fruit of the Spirit" - https://www.youtube.com/watch?v=ymNuBZXCK20&t=23s</p>
This week's story	<p>Up with the Wall! (Nehemiah 1:1-6:16) Read together: Nehemiah 1-2; 4:6-16; 6:15-16</p> <p>Video resource: "God's Story: Nehemiah" - https://www.youtube.com/watch?v=HdDvgWtVkro</p>
Potential questions and answers	<p>Q: What's a cupbearer? A: It was an important position of great trust. The cupbearer tasted the king's drink to make sure it wasn't poisoned. The cupbearer needed to be someone very loyal.</p> <p>Q: How did Nehemiah demonstrate patience? A: He waited for just the right moment to ask for the king's permission.</p> <p>Q: What does it mean to be faithful? A: To hang in there because you know God wants you to; to keep plugging away at a hard job.</p> <p>Q: How did Nehemiah demonstrate faithfulness? A: He didn't give up when the job looked too hard; he kept working and kept counting on God to help him.</p> <p>Q: What kinds of discouragement did Nehemiah face? A: Fear of the king; the task ahead of him was so big; enemies tried to stop him.</p> <p>Q: Why weren't Nehemiah's enemies successful in stopping him? A: He kept trusting God to help him; he believed God was on his side.</p>

	<p>Q: How did God help Nehemiah? Let's name all the ways we can think of. A: God answered Nehemiah's prayer to go to Jerusalem and caused the king to cooperate with him; God helped Nehemiah understand how to organize the job; God helped the people work from dawn 'til dark; God protected them from their enemies; God helped them finish the wall in an amazingly short time.</p> <p>Q: How difficult is it to be patient or faithful when you're:</p> <ul style="list-style-type: none"> • Doing your homework? • Cleaning your room? • Practicing an instrument? • Memorizing spelling words? • Learning your letters and numbers? • Saving money for something you really want to buy? • Dusting/vacuuming the house? • Helping out around the house instead of playing outside? <p>Why is it important to be patient and faithful in all those things? A: Because then people trust you with bigger things; because you're obeying God and teachers and parents</p>
<p>Main takeaways</p>	<p>It's not always easy to be patient and faithful, but we know we can trust God to help us.</p> <p>The story of Nehemiah shows that with patience and faithfulness, God accomplished great things through Nehemiah. Nehemiah waited...then he worked! In 52 days, Jerusalem's wall was rebuilt.</p> <p>God will accomplish great things through us too. We can follow Nehemiah's example by praying patiently and being ready to act faithfully when God answers us.</p>
<p>Suggested Activity (Toddlers)</p>	<ul style="list-style-type: none"> • Coloring page – "Nehemiah & King Artaxerxes" • Repair the Wall – Cut out shapes and match them to the holes in the wall. • Build a Wall! - Use building blocks (or household objects) to build a wall around an object. Next, ask your child to knock down some of the walls. You could use toys to be the enemy and knock it down. Help your child to repair the wall. Talk about the account of Nehemiah as you do so. Talk about how Nehemiah must have felt.

<p>Suggested Activity (K-2nd grades)</p>	<ul style="list-style-type: none"> • Coloring page – “Nehemiah & King Artaxerxes” • Silver Goblet Bible Craft - Help kids learn about Nehemiah’s role as cup-bearing to the king with this easy to make craft (see instructions below). Talk about how much courage it must have taken courage for Nehemiah to ask the king to let him go back to Jerusalem. How did Nehemiah show patience in this situation? How was God faithful? • Build a Wall! – Using age-apjusted household objects, build a wall, knock part of it down, and rebuild it. Talk about the account of Nehemiah as you do so. Talk about how Nehemiah must have felt.
<p>Suggested Activity (3rd-5th grades)</p>	<ul style="list-style-type: none"> • Word Search – “Nehemiah and the Wall” • Silver Goblet Bible Craft (see K-2nd above) • Build a Wall! – Using age-adjusted household objects, build a wall, knock part of it down, and rebuild it. Talk about the account of Nehemiah as you do so. Talk about how Nehemiah must have felt.
<p>Prayer time</p>	



Nehemiah was the cupbearer to King Artaxerxes, who gave Nehemiah permission to return to Jerusalem and rebuild the city's walls. - **Nehemiah 2**



Cut out the shapes to repair the holes in the wall



Silver Goblet

Help children learn about Nehemiah's role as cup-bearing to the king with this easy to make craft.

What you need

- Paper or plastic cup
- Thick card
- Tape or glue
- Aluminium foil
- Craft jewels or paper




What to do



Trace around the top of a paper cup onto some thick card. Cut out the circle.



Tape or glue a small cardboard tube between the circle and paper cup.



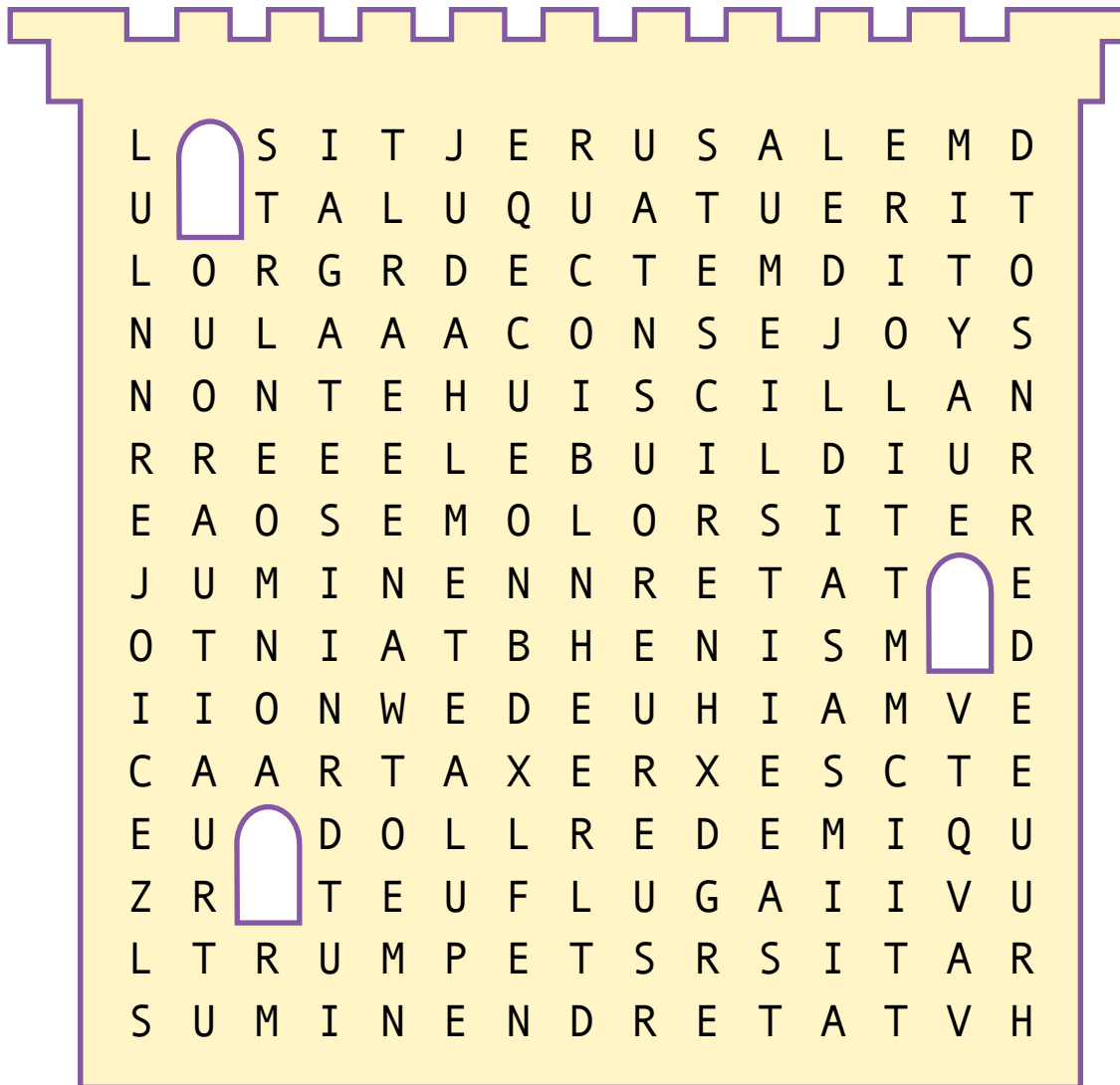
Wrap everything in aluminium foil.



Decorate the cup with jewels or coloured paper.

Nehemiah and the Wall Word Search

Find the words on the list that are hidden in the puzzle. The words can be left to right, up and down, or diagonally.



ARTAXERXES
BUILD

GATES
JERUSALEM

JOY
JUDAH

NEHEMIAH
REJOICE

TRUMPETS
WALL

Nehemiah and the Wall Word Search

Find the words on the list that are hidden in the puzzle. The words can be left to right, up and down, or diagonally.



L	S	I	T	J	E	R	U	S	A	L	E	M	D	
U	T	A	L	U	Q	U	A	T	U	E	R	I	T	
L	O	R	G	R	D	E	C	T	E	M	D	I	T	O
N	U	L	A	A	A	C	O	N	S	E	J	O	Y	S
N	O	N	T	E	H	U	I	S	C	I	L	L	A	N
R	R	E	E	E	L	E	B	U	I	L	D	I	U	R
E	A	O	S	E	M	O	L	O	R	S	I	T	E	R
J	U	M	I	N	E	N	N	R	E	T	A	T	E	
O	T	N	I	A	T	B	H	E	N	I	S	M	D	
I	I	O	N	W	E	D	E	U	H	I	A	M	V	E
C	A	A	R	T	A	X	E	R	X	E	S	C	T	E
E	U	D	O	L	L	R	E	D	E	M	I	Q	U	
Z	R	T	E	U	F	L	U	G	A	I	I	V	U	
L	T	R	U	M	P	E	T	S	R	S	I	T	A	R
S	U	M	I	N	E	N	D	R	E	T	A	T	V	H

- | | | | | |
|------------|-----------|-------|----------|----------|
| ARTAXERXES | GATES | JOY | NEHEMIAH | TRUMPETS |
| BUILD | JERUSALEM | JUDAH | REJOICE | WALL |