



Maundy Thursday Holy Week Images (Small)

Please cut out each image and put them in chronological order. As you read a square - beginning with square 1 from "The Road to Easter" sheet (see page 2), place or glue the matching picture on the square. The squares are in chronological order.

(Note: The passage on "The Road to Easter" sheet should read Matthew 21:1-11 for Palm Sunday. Also, there is no picture for Easter on this sheet so that there is in anticipation for Easter.)






THE ROAD TO EASTER





WHAT HAPPENED
DURING HOLY WEEK?

Starting with Palm Sunday, put the events in the order in which they happened.

11 Matthew 27: 57-61	10 Matthew 27: 45	9 Matthew 27: 32-44	8 Matthew 27: 29	7 Matthew 27: 11-14	6 Matthew 26: 69-75	5 Matthew 26: 50-56	4 Matthew 26: 46-49	3 Matthew 26: 36-46	2 Matthew 26: 26-30	1 Matthew 21: 12-17	START PALM SUNDAY  Matthew 28: 1-11
----------------------------	-------------------------	---------------------------	------------------------	---------------------------	---------------------------	---------------------------	---------------------------	---------------------------	---------------------------	---------------------------	--

SundaySchoolKids.com

Cutting clue:
cut the whole row first, then cut apart the squares

 Jesus is put on the cross	Jesus Prays in Gethsemene	Jesus is wrapped in linen cloth	Jesus is questioned by Pilate
 Jesus and the disciples eat together	Judas kisses Jesus	Jesus cleans up the temple	There is darkness at noon
Jesus gets a crown of thorns 	Jesus is Arrested	Peter denies knowing Jesus 	

cut out these squares and glue them on the road in the correct order in which they happened

Use the Bible verses to get the right answer

Maundy Thursday Holy Week Images (Large)

